

An Introduction to

z/OS Cryptographic Key Management



Eysha S. Powers
eysha@us.ibm.com
Enterprise Cryptography

What is cryptography?

Cryptography is defined as the practice and study of techniques for secure communication in the presence of third parties (i.e. adversaries).

- Confidentiality – Preventing the disclosure of information to unauthorized individuals.
 - **Encrypt:** Convert clear text to cipher text
 - **Decrypt:** Convert cipher text to clear text
- Integrity – Maintaining and assuring the accuracy and consistency of data.
 - **Hash:** Translate clear text to a fixed length hash value

Example (32-byte hash):

1025 4AD0 04D2 C7D5 77EA ADA0 E4C8 B76F A290 2F7C D03B F03E B527 A045 E200 238F

- **Sign:** Hash the clear text and encrypt the hash with a private key
 - **Verify:** Hash the clear text then decrypt the sender's hash using the sender's public key and compare the hash values
- Authentication – Verifying the identity of a party.
- Non-repudiation – Assuring that a party cannot deny that they created a message.

What are cryptographic keys?

Symmetric keys are simply a sequence of bits of a precise length (i.e. key size) intended for use in a cryptographic operation.

- DES = 56 bits (i.e. 8 bytes)
- TDES = 56, 112, or 168 bits (i.e. 8, 16 or 24 bytes)
- AES = 128, 192, or 256 bits (i.e. 16, 24 or 32 bytes)

Where do symmetric key bytes come from?

- Random number generators
 - True random number generation requires:
 - An entropy source of randomness **to**
 - Produce true random bytes
 - Pseudo Random number generation requires:
 - An entropy source of randomness **PLUS**
 - A deterministic mathematical algorithm **to**
 - Produce pseudo random bytes



Tip: Invoke `/dev/random` for random number generation from the z/OS Unix System Services shell.

Asymmetric key pairs are generated using complex math operations. They typically rely on trap door functions which are easy to compute in one direction but difficult to compute in the opposite direction.

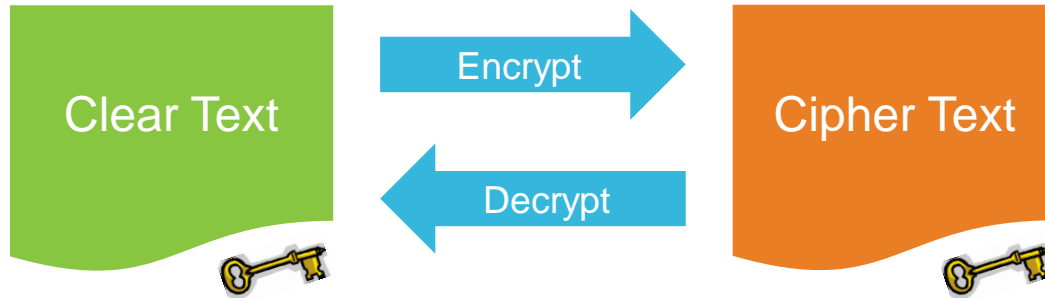
- RSA = 1024 – 4096 bits
- EC BrainPool = 160, 192, 224, 256, 320, 384, or 512
- EC Prime = 192, 224, 256, 384 or 521

Why does the key length matter?

- Short key lengths, specifically for symmetric keys, can be brute force attacked, especially with today's computing speeds
 - The NIST standards body recommends symmetric keys of 24 bytes or larger.
- Long key lengths, specifically for asymmetric keys, take much more time to generate
 - ECC key pairs offer stronger encryption than RSA with smaller key sizes

How are key values used for encryption and decryption?

- Provide a **key value** and **clear text** to a cryptography algorithm to produce **cipher text** (i.e. encryption)
- Provide a **key value** and **cipher text** to a cryptography algorithm to produce **clear text** (i.e. decryption)



For symmetric encryption, the encryption key and decryption key are the same!

The Anatomy of a Fixed-Length Key Token

Internal AES fixed-length CCA key token (64 bytes)

```
010000000400C0D1F506FF13A5FFC26AE682510712FCF2327584F83E8289B966  
F407117FD08A16825BDEBD86BE4F2647000000000000000000100002071548319
```

| Bytes | Description |
|---------|--|
| 0 | X'01' flag indicating an internal key token |
| 1 - 3 | X'000000' for ICSF |
| 4 | Key token version number (X'04') |
| 5 | Reserved – must be set to X'00' |
| 6 | Flag byte |
| 7 | 1-byte Longitudinal Redundancy Check (LRC) checksum of a clear key value |
| 8 - 15 | Master key verification pattern (MKVP) |
| 16 - 47 | Key value, if present |
| 48 - 55 | 8-byte control vector (For a clear AES key token this value will be hex zeroes.) |
| 56 - 57 | 2-byte integer specifying the length in bits of the clear key value |
| 58 - 59 | 2-byte integer specifying the length in bytes of the encrypted key value. |
| 60 - 63 | Token validation value (TVV) |

AES = Advanced Encryption Standard

CCA = Common Cryptographic Architecture

AES key values may be 16, 24 or 32 bytes.

See the Cryptographic Services Integrated Cryptographic Service Facility [Application Programmer's Guide](#) for additional details

What happens when a key value is exposed or compromised?

If the key value was in the clear

- The key value can be used to decrypt sensitive data



If the key value was encrypted

- The key value cannot be used to decrypt sensitive data without the associated key encrypting key (KEK)



The Anatomy of a Fixed-Length Key Token

Internal AES fixed-length CCA key token (64 bytes)

| Bytes | Description |
|---------|--|
| 0 | X'01' flag indicating an internal key token |
| 1 - 3 | X'000000' for ICSF |
| 4 | Key token version number (X'04') |
| 5 | Reserved – must be set to X'00' |
| 6 | Flag byte |
| 7 | 1-byte Longitudinal Redundancy Check (LRC) checksum of a clear key value |
| 8 - 15 | Master key verification pattern (MKVP) |
| 16 - 47 | Key value, if present |
| 48 - 55 | 8-byte control vector (For a clear AES key token this value will be hex zeroes.) |
| 56 - 57 | 2-byte integer specifying the length in bits of the clear key value |
| 58 - 59 | 2-byte integer specifying the length in bytes of the encrypted key value. |
| 60 - 63 | Token validation value (TVV) |

AES = Advanced Encryption Standard

CCA = Common Cryptographic Architecture

← AES key values may be 16, 24 or 32 bytes.

See the Cryptographic Services Integrated Cryptographic Service Facility [Application Programmer's Guide](#) for additional details

What are key encrypting keys (KEKs)?

KEKs are keys that protect (e.g. encrypt, wrap) other keys

Master Keys

Master keys are used only to encipher and decipher keys.

Master keys are stored in secure, tamper responding hardware.

Master key encrypted keys are considered secure keys.

Master keys should be changed periodically.

All master keys are optional. Secure keys are only supported when their associated master key is active.

Operational Keys

Operational keys are used in various cryptographic operations (e.g. encryption).

Operational keys may be stored in a key store (e.g. data set, file, database) or returned back to the caller.

Operational keys may be clear, secure or protected.

Symmetric KEKs

Encrypt symmetric keys with another symmetric key.


Asymmetric KEKs

Encrypt symmetric keys with RSA public keys

Use ECC key pairs to derive a symmetric key. Use the derived symmetric key to encrypt another symmetric key.

Understanding Clear, Secure and Protected Keys

Secure keys have key values that are encrypted by a Master Key on a tamper-responding CryptoExpress adapter.



Only protected keys created from secure keys should be used for Pervasive Encryption.

Note: With z/OS data set encryption, protected keys are implicitly created from secure keys.

How do you generate, maintain and manage Master Keys?

- Using the Trusted Key Entry (TKE) Workstation
 - Applicable for initialization of ICSF Key Data Sets (i.e. key stores) and Crypto Express adapters
 - Applicable for master key change operations
 - Required for EP11 Master Key management & PCI-HSM Master Key management
 - Separate, priced product



Trusted Key Entry (TKE) Workstation



Smart Cards



Smart Card Readers

- Using the ICSF Master Key Entry Panels
 - Applicable for initialization of ICSF Key Data Sets (i.e. key stores) and Crypto Express adapters
 - Applicable for master key change operations
 - Included with z/OS and ICSF



- Using the Pass Phrase Initialization (PPINIT) Panel
 - Applicable for initialization of ICSF Key Data Sets (i.e. key stores) and Crypto Express adapters
 - **NOT** applicable for master key change operations
 - Included with z/OS and ICSF



```
----- ICSF - Master Key Entry -----
COMMAND ==>

      AES new master key register      : EMPTY
      DES new master key register      : EMPTY
      ECC new master key register      : EMPTY
      RSA new master key register      : EMPTY

Specify information below

Key Type ==> AES-MK          (AES-MK, DES-MK, ECC-MK, RSA-MK)
Part    ==> FIRST          (RESET, FIRST, MIDDLE, FINAL)
Checksum ==> 42

Key Value ==> 248F3F412727DA29
           ==> 17DF1B163A84E789
           ==> 18AD680264CA686A
           ==> 583835BFA1288930

Press ENTER to process.
```

```
----- ICSF - Pass Phrase MK/CKDS/PKDS Initialization -----
COMMAND ==>
More:

Enter your pass phrase (16 to 64 characters)
====>

Select one of the initialization actions then press ENTER to process.

- Initialize system - Load the AES, DES, ECC, and RSA master keys to all
coprocessors and initialize the CKDS and PKDS, making them the active key
data sets.

      KDSR format? (Y/N) ==> Y

      CKDS ==>
      PKDS ==>

- Reinitialize system - Load the AES, DES, ECC, and RSA master keys to all
coprocessors and make the specified CKDS and PKDS the active key data
sets.
      CKDS ==>
```

Special Considerations for Master Keys

- Master Keys are high value keys that must be protected.
 - Loading Master Keys on a panel means that the key is viewable to passersby!
 - The most secure way to load a Master Key is to use the TKE Workstation with smart cards.
 - The P11 Master Key may ONLY be loaded using a TKE Workstation.
- If you plan to use the PPINIT or the Master Key Entry panels to manage Master Keys, consider how you would save the key material for future re-entry (e.g. new Crypto Express adapter, disaster recovery).
- For disaster recovery, the same Master Keys must be loaded onto the backup system.

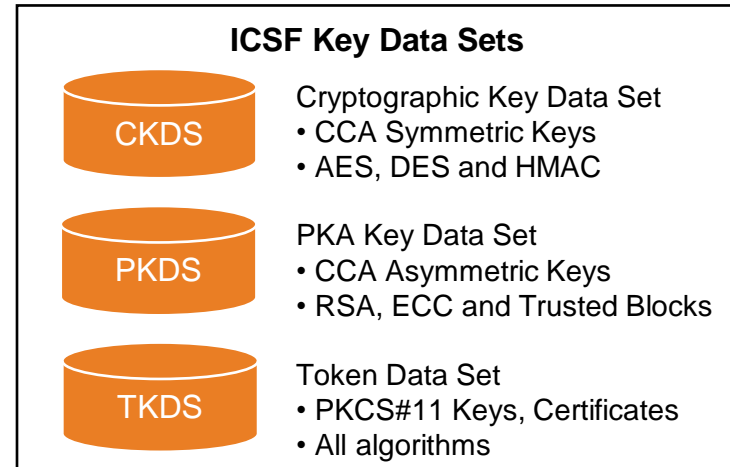
| Option | Details | Pros | Cons |
|-------------------------|---|--|--|
| Print Screen | Use a Print Screen key or tool to capture the screen | Sensitive material can be immediately printed and stored in envelopes in a locked safe. No need to save on a local machine or USB stick. | Cannot use copy / paste to re-enter key material |
| Removable Storage Media | Copy and paste key material to a text file that is saved on a secure storage device (e.g. USB stick). | Easy to copy / paste the key material to the panels for re-entry. | The key material is only as secure as the storage media. |
| Other Ideas? | | | |

How does ICSF generate, maintain and manage operational keys?

- ICSF provides callable services and utilities to generate and store operational keys into ICSF Key Data Sets (KDS) and/or return the keys to the caller
- Each KDS is a VSAM data set for persistent objects (e.g. keys, certificates) with programming interfaces for object management.
- Each record in the KDS contains the object and other information about that object.

ICSF uses keys in cryptographic functions to

- Protect data
- Protect other keys
- Verify that messages were not altered
- Generate, protect and verify PINs
- Distribute keys
- Generate and verify signatures

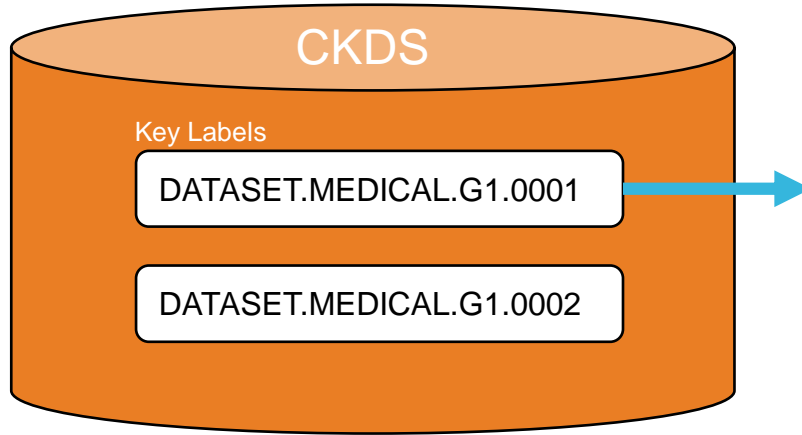


Anatomy of a Key Record

Common Record Format CKDS

LRECL=2048

Key lookup is performed using a key label (CKDS, PKDS) or key handle (TKDS).



The CKDS key material can be an AES, DES or HMAC key token

Note: Common Record Format was introduced in ICSF HCR77A1 for z/OS v1r13 and later

| Offset | Number of Bytes | Field Name |
|--------|-----------------|-----------------------------|
| 0 | 72 | Key label or handle |
| 72 | 8 | Reserved |
| 80 | 1 | Version |
| 81 | 1 | KDS type (CKDS, PKDS, TKDS) |
| 82 | 2 | Flags |
| 84 | 4 | Record length |
| 88 | 8 | Creation date |
| 96 | 8 | Creation time |
| 104 | 8 | Last update date |
| 112 | 8 | Last update time |
| 120 | 4 | Key material length |
| 124 | 4 | Key material offset |
| 128 | 4 | Metadata length |
| 132 | 4 | Metadata offset |
| 136 | 4 | Reserved |

Understanding Key Labels

Every record in the CKDS has an associated key label.

When user applications or z/OS components invoke ICSF callable services (i.e. APIs), the application can specify a key label as a parameter to identify the key for the callable service to use.

System Authorization Facility (SAF) policies control which users can use which keys (and callable services).

- The CSFKEYS class controls access to cryptographic keys in the ICSF CKDS and PKDS and enables/disables the use of protected key.
- The CSFSERV class controls access to ICSF callable services and ICSF TSO panel utilities.

Policy-Based Dataset Encryption Example:

1. At data set allocation, DFSMS checks for a key label in the DATASET class resource that protects the data set and saves the key label

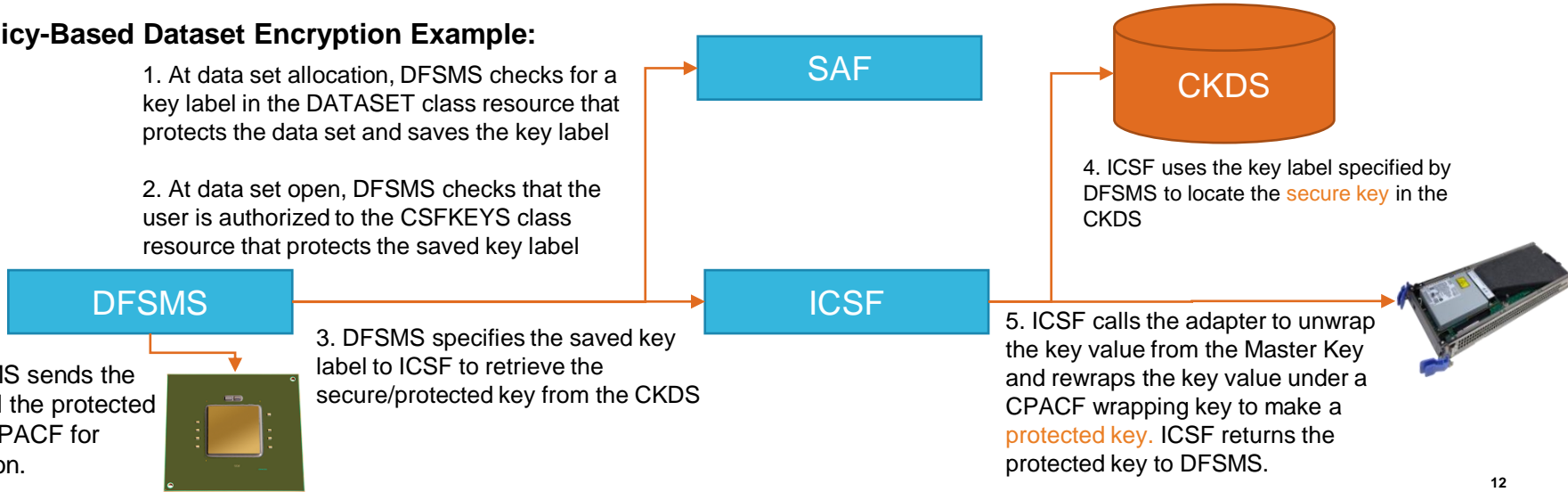
2. At data set open, DFSMS checks that the user is authorized to the CSFKEYS class resource that protects the saved key label

3. DFSMS specifies the saved key label to ICSF to retrieve the secure/protected key from the CKDS

4. ICSF uses the key label specified by DFSMS to locate the **secure key** in the CKDS

5. ICSF calls the adapter to unwrap the key value from the Master Key and rewraps the key value under a **protected key**. ICSF returns the protected key to DFSMS.

6. DFSMS sends the data and the protected key to CPACF for encryption.



Key Label Naming Conventions & Access Control

The **CSFKEYS** SAF class controls access to cryptographic keys in the ICSF Key Data Sets (CKDS and PKDS) and enables/disables the use of protected keys.

With RACF-based SAF protection, CSFKEYS resources can be defined as discrete or generic (i.e. wildcard) profiles. As a result, *KDS key label naming conventions are important.*

A key label can consist of up to 64 characters. The first character must be alphabetic or a national character (#, \$, @). The remaining characters can be alphanumeric, a national character (#, \$, @), or a period (.).

Naming considerations:

- the LPAR associated with the key
- the type of data being encrypted
- the owner associated with the key
- the date the key was created
- the application intended to use the key
- The generic profile to protect the key
- A sequence number for the key

Policy-Based Dataset Encryption Example:

Key Label:

DATASET.<dataset_resource>.ENCRKEY.<seqno>

CSFKEYS Profile:

```
RDEFINE CSFKEYS DATASET. <dataset_resource>.ENCRKEY.* UACC(NONE)
```

Note: <dataset_resource> would be replaced with the DATASET resource and <seqno> would be replaced with a sequence number.

Additional Metadata

The metadata section of the Common Record Format KDS can be used to store up to 500 bytes of custom installation data.

The Key Dataset Metadata Write (CSFKDMW) and Key Dataset Metadata Read (CSFKDMR) callable services can be invoked to read and write metadata.

Example Metadata:

- Key owner's name
- Key owner's email address
- Reference to data being encrypted (e.g. dataset name)
- Comments about the key and/or data encrypted by the key

Samples for using CSFKDMW and CSFKDMR are available on the IBM Crypto Education Community... <https://ibm.biz/BdjcFx>

| Offset | Number of Bytes | Field Name |
|--------|-----------------|-----------------------------|
| 0 | 72 | Key label or handle |
| 72 | 8 | Reserved |
| 80 | 1 | Version |
| 81 | 1 | KDS type (CKDS, PKDS, TKDS) |
| 82 | 2 | Flags |
| 84 | 4 | Record length |
| 88 | 8 | Creation date |
| 96 | 8 | Creation time |
| 104 | 8 | Last update date |
| 112 | 8 | Last update time |
| 120 | 4 | Key material length |
| 124 | 4 | Key material offset |
| 128 | 4 | Metadata length |
| 132 | 4 | Metadata offset |
| 136 | 4 | Reserved |

Metadata support requires ICSF HCR77B0 or later and a Common Record Format KDS

What is the relationship between a key record, a key token and a key value?

Key Record

| Offset | Number of Bytes | Field Name |
|--------|-----------------|-----------------------------|
| 0 | 72 | Key label or handle |
| 72 | 8 | Reserved |
| 80 | 1 | Version |
| 81 | 1 | KDS type (CKDS, PKDS, TKDS) |
| 82 | 2 | Flags |
| 84 | 4 | Record length |
| 88 | 8 | Creation date |
| 96 | 8 | Creation time |
| 104 | 8 | Last update date |
| 112 | 8 | Last update time |
| 120 | 4 | Key material length |
| 124 | 4 | Key material offset |
| 128 | 4 | Metadata length |
| 132 | 4 | Metadata offset |
| 136 | 4 | Reserved |

Key Value

Key Token

The Anatomy of a Fixed-Length Key Token

Internal AES fixed-length CCA key token (64 bytes)

| Bytes | Description |
|---------|--|
| 0 | X'01' flag indicating an internal key token |
| 1 - 3 | X'000000' for ICSF |
| 4 | Key token version number (X'04') |
| 5 | Reserved – must be set to X'00' |
| 6 | Flag byte |
| 7 | 1-byte Longitudinal Redundancy Check (LRC) checksum of a clear key value |
| 8 - 15 | Master key verification pattern (MKVP) |
| 16 - 47 | Key value, if present |
| 48 - 55 | 8-byte control vector (For a clear AES key token this value will be hex zeroes.) |
| 56 - 57 | 2-byte integer specifying the length in bits of the clear key value |
| 58 - 59 | 2-byte integer specifying the length in bytes of the encrypted key value. |
| 60 - 63 | Token validation value (TVV) |

AES = Advanced Encryption Standard

CCA = Common Cryptographic Architecture

AES key values may be 16, 24 or 32 bytes.

See the Cryptographic Services Integrated Cryptographic Service Facility Application Programmer's Guide for additional details

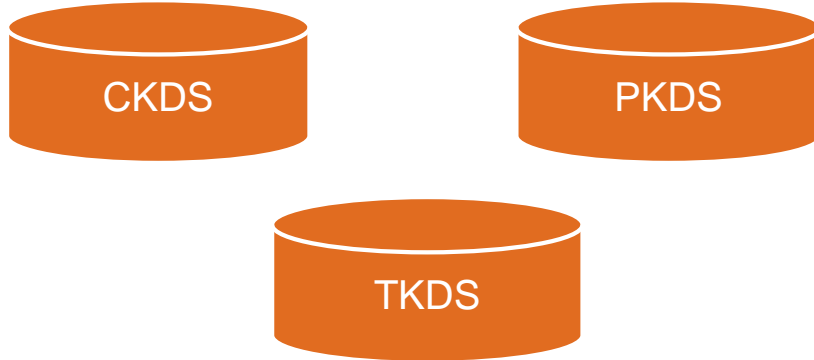
The key record contains a key token which contains a key value.

How do you create a Common Record Format KDS?

Step 1:

Allocate new Key Data Sets.

- **CKDS:** SYS1.SAMPLIB(CSFCKD3)
- **PKDS:** No change to allocation process
- **TKDS:** SYS1.SAMPLIB(CSFTKD2)



See the next slide for CKDS allocation considerations.

Step 2:

A: If there are **no existing keys** to convert then

- Initialize new Key Data Sets using the ICSF panels (all KDS types) or JCL job (TKDS)

B: If there are **existing keys** to convert to the new format

- Run the KDS Conversion utility from the ICSF KDS Management panels (for each KDS type to be converted)

CKDS Allocation Considerations

The amount of primary space required for the CKDS depends on the number of keys the dataset will initially contain.

Primary Space = initial key count * record size

For example:

Initial load of 10K keys, all fixed length tokens.

Primary Space = 10K * 744 = approx. 7.3 MB

The maximum record size of a DATA key = 140-byte header + 40-byte metadata section + 64-byte key token + 500 bytes of metadata = 744 bytes

The amount of secondary space depends on how many keys will be added.

Secondary Space = future key count * record size

For example, 83K keys added every year for 10 years = 830K keys

Secondary Space = 830K * 744 = approx. 603 MB

How do you view the contents of a Key Data Set?

With HCR77C1, ICSF supports a CKDS Browser (ICSF Panel Option 5.5).

Note: Alternative methods include IDCAMS REPRO, PKCS #11 Token (TKDS) Browser and the Key Dataset List (CSFKDSL) callable service.

```
----- ICSF - CKDS KEYS -----
Active CKDS: EYSHA.ICSF.CSF77C1.CKDSR                Keys: 1184

Enter the number of the desired option.
 1 List and manage all records
 2 List and manage records with label key type _____ leave blank for
   list, see help
 3 List and manage records that are _____ (ACTIVE, INACTIVE, ARCHIVED)
 4 List and manage records that contain unsupported CCA keys
 5 Display the key attributes and record metadata for a record
 6 Delete a record
 7 Generate AES DATA keys

Full or partial record label
=> DATASET.*
The label may contain up to seven wild cards (*)

Number of labels to display ==> 100 (Maximum 100)

Press ENTER to go to the selected option.
OPTION ==>
F1=HELP      F2=SPLIT    F3=END      F4=RETURN   F5=RFIND    F6=RCHANGE
F7=UP        F8=DOWN     F9=SWAP     F10=LEFT    F11=RIGHT   F12=RETRIEVE

E1=PB      E8=DOWN    E9=2PMB    E78=FELL    E11=BICHL  E75=BE1BIEAE
E7=HEFB    E5=26G11   E3=EWD     E4=BE1B8U  E2=BE1B4D  E8=BCHMUCE

Obtious ==>
Please ENTER to go to the selected option.
```

```
----- ICSF - CKDS KEYS List ----- Row 1 to 5 of
COMMAND ==>                                         SCROLL ==> CSR
Active CKDS: EYSHA.ICSF.CSF77C1.CKDSR                Keys: 1184

Action characters: A, D, K, M, P, R See the help panel for details.
Status characters: - Active  A Archived  I Inactive

Select the records to be processed and press ENTER
When the list is incomplete and you want to see more labels, press ENTER
Press END to return to the previous menu

A S Label      Displaying 1      to 5      of 5                               Key Type
-----
- DATASET.ABC.123.ENCRKEY.00000001          DATA
- DATASET.HLQ.MLQ.LLQ.ENCRKEY.00000001    DATA
- DATASET.PRIME.1357.ENCRKEY.00000001     DATA
- DATASET.SECRET.11235813.ENCRKEY.00000001 DATA
- DATASET.XYZ.789.ENCRKEY.00000001        DATA
***** Bottom of data *****

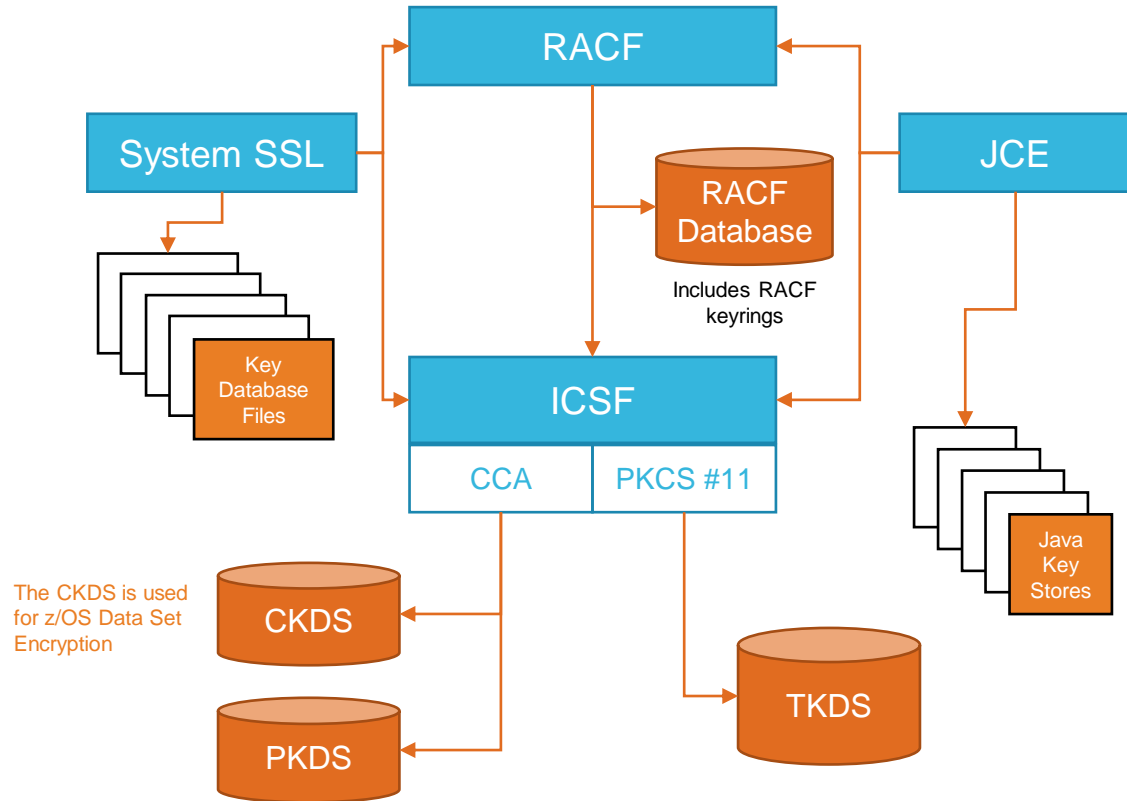
F1=HELP      F2=SPLIT    F3=END      F4=RETURN   F5=RFIND    F6=RCHANGE
F7=UP        F8=DOWN     F9=SWAP     F10=LEFT    F11=RIGHT   F12=RETRIEVE

E1=PB      E8=DOWN    E9=2PMB    E78=FELL    E11=BICHL  E75=BE1BIEAE
E7=HEFB    E5=26G11   E3=EWD     E4=BE1B8U  E2=BE1B4D  E8=BCHMUCE

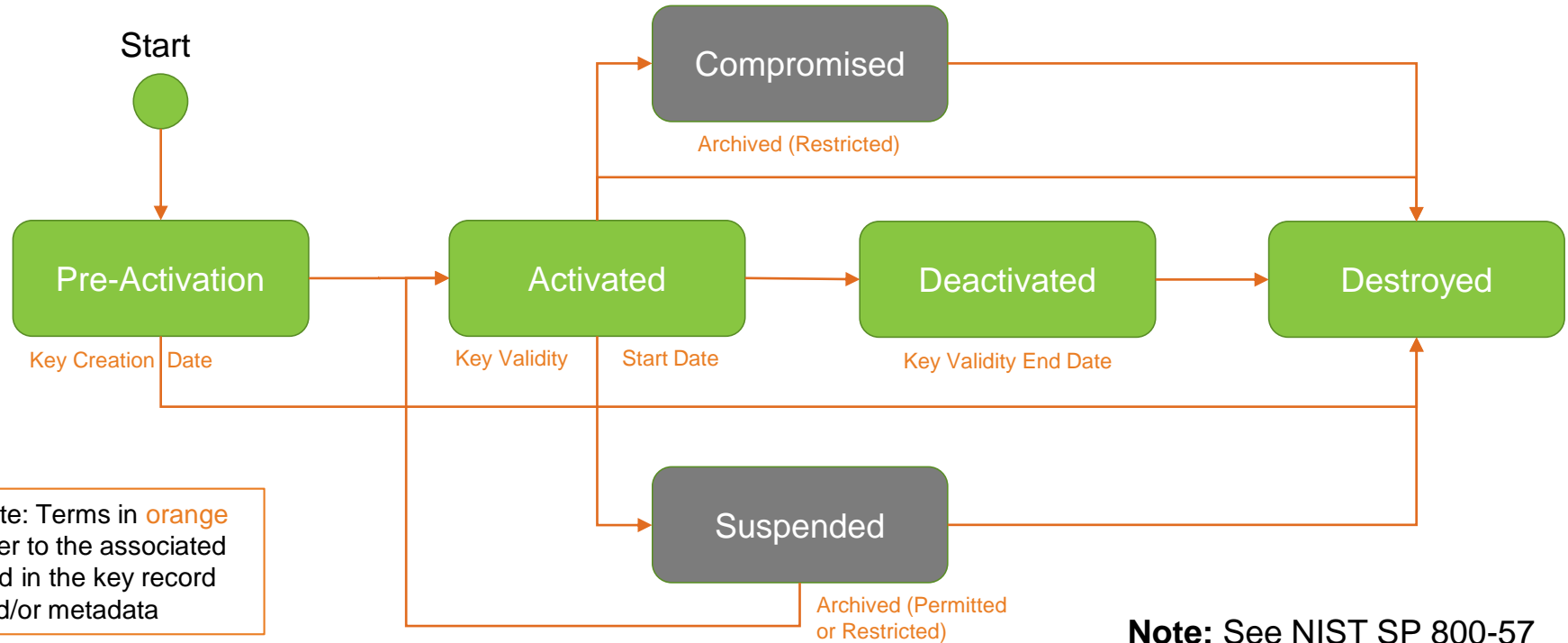
***** BOTTOM OF LIST *****
```

Additional z/OS Key Stores

- **RACF** provides the RACDCERT GENCERT command to generate and store keys into the RACF database and ICSF Key Data Sets (PKDS and TKDS). RACF also provides the RACDCERT CONNECT command to add certificates to RACF Keyrings.
- **SystemSSL** provides the gskkyman utility to generate and store certificates into key database files. SystemSSL can also read from RACF Keyrings and generate and store certificates into PKCS#11 Tokens (TKDS).
- **JCE** provides APIs and utilities to generate and store keys and certificates into ICSF Key Data Sets, RACF Keyrings, and Java Key Stores.



Key Life Cycle (Simple View)



Note: See NIST SP 800-57 for additional state transitions

Locating Key Life Cycle Metadata in KDS Records

| Tag | Meaning |
|---------|---|
| X'0001' | Variable metadata block |
| X'0002' | Record create date |
| X'0003' | Record update date |
| X'0004' | Key material validity start date |
| X'0005' | Key material validity end date |
| X'0006' | Last reference date (YYYYMMDD) |
| X'0007' | Last reference date (first 8 bytes of the value returned by store clock extended instruction) |
| X'0008' | Record archive date |
| X'0009' | Record archive flag |
| X'000A' | Record prohibit archive flag |
| X'000B' | Record recall date |

| Tag | Meaning |
|-------------------|--------------------------|
| X'0001' | Installation user data |
| X'0002' | Service for reference |
| X'0003' | Record archive date |
| X'0004' | Record recall date |
| X'0005' | Key fingerprint |
| X'0006' | Retained key information |
| X'8000' - X'FFFF' | Installation metadata |

Remember...

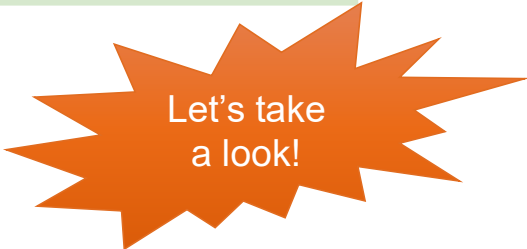
Metadata support requires ICSF HCR77B0 or later and a Common Record Format Key Data Set

Key Dataset Metadata Write (CSFKDMW) and Key Dataset Metadata Read (CSFKDMR) callable services can be invoked to read and write metadata.

Is there a way to audit key life cycle transitions?

Key life cycle auditing must be explicitly enabled in the **ICSF Installation Options Data Set (IODS)** or the **SETICSF OPT** operator commands.

| ICSF IODS Option | SMF Record Type |
|---|--------------------|
| AUDITKEYLIFECKDS(TOKEN(YES),LABEL(YES)) | Type 82 Subtype 40 |
| AUDITKEYLIFECPKDS(TOKEN(YES),LABEL(YES)) | Type 82 Subtype 41 |
| AUDITKEYLIFETKDS(TOKENOBJ(YES),SESSIONOBJ(YES)) | Type 82 Subtype 42 |



Let's take
a look!

SMF Record Type 82 Subtype 40

CCA Symmetric Key Lifecycle Event

| Tag | Name | Description |
|---------|----------------|--|
| X'0100' | KEY_EVENT | Key event. |
| X'0101' | KDS_LABEL | The label in the KDS |
| X'0102' | KDS_DSNAME | The data set name of the KDS associated with the event. |
| X'0103' | KEY_NAME | The key name from the token. Applies to variable-length CCA tokens only. |
| X'0105' | KEY_FPRINT | One or more key fingerprints. |
| X'0106' | SERVICE | The service associated with the event. |
| X'0108' | TOK_FMT | The format of the token. |
| X'0109' | KEY_SEC | Key security. |
| X'010A' | KEY_ALG | Key algorithm. |
| X'010B' | KEY_TYPE | Key type. Applies to variable-length CCA tokens only. |
| X'010C' | KEY_CV | Key control vector. Applies to fixed-length DES CCA tokens only. |
| X'010D' | KEY_USAGE_CKDS | Key usage fields. Applies to variable-length CCA tokens only. |
| X'010E' | KEY_LEN | The length of the key (in bits). Applies to fixed-length CCA tokens only. |
| X'010F' | KEY_CP | Key crypto period. |
| X'0118' | KEY_TIV | A key token identification value. Applies to fixed-length CCA tokens only. |
| X'0119' | KEY_COMP_TAG | The key is compliant tagged. Applies to fixed-length CCA tokens only. |

CCA Symmetric Key Lifecycle Events

| | |
|-------|-----------------------------|
| X'10' | Key token added to KDS. |
| X'11' | Key token updated in KDS. |
| X'12' | Key token deleted from KDS. |
| X'13' | Key token archived. |
| X'14' | Key token restored. |
| X'15' | Key token metadata changed. |
| X'17' | Key token pre-activated. |
| X'18' | Key token activated. |
| X'19' | Key token deactivated. |
| X'1B' | Key token exported. |
| X'20' | Key token generated. |
| X'21' | Key token imported. |

SMF Record Type 82 Subtype 40

CCA Symmetric Key Lifecycle Event

Subtype=0028 CCA Symmetric Key Lifecycle Event

Written for lifecycle events related to symmetric CCA tokens

25 Jul 2017 20:12:50.09

TME... 006F09D1 DTE... 0117206F SID... SP21 SSI... 00000000 STY... 0028

KEV... Key Generated

SRV... CSFKGN

TOKFMT Fixed

KALG.. AES

KSEC.. Wrapped by MK

KLEN.. 256

TIV... '60B9EB9F'x

KFP... 010105AE36E9

ENCZ.. 'AE36E9'x

ICSF Server Identity...

USRI.. SYSTASK

GRPN.. SYS1

JBN... CSFEPC1

RST... 13:39:45.82

RSD... 25 Jul 2017

SUID.. 4040404040404040

End User Identity...

USRI.. EYSHA

GRPN.. SYS1

TRM... LOCALC11

JBN... EYSHA

RST... 18:48:59.40

RSD... 25 Jul 2017

SUID.. 4040404040404040

How do you control key usage?

System Authorization Facility (SAF) Policies

- The **CSFKEYS** class controls access to cryptographic keys in the ICSF Key Data Sets (CKDS and PKDS) and enables/disables the use of protected keys.
 - The **SYMCPACFWRAP** field of the ICSF segment enables you to specify whether ICSF can rewrap the encrypted key using the CPACF wrapping key.
 - The **SYMCPACFRET** field of the ICSF segment enables you to specify whether ICSF can return the protected-key form of the CCA token to a caller.
- The CSF.* resources in the **XFACILIT** class define rules for the user of encrypted key tokens that are stored in the CKDS and PKDS.

Control Vectors

A control vector ensures that an operational key can only be used in cryptographic operations for which it is intended.

For example, the control vector for a DATA key ensures that such a key can be used only in the data encryption and decryption functions.

Control vectors are only supported for fixed-length DES CCA key tokens.

Fixed-length AES CCA key tokens have a zeroed control vector. These keys can only be created as DATA keys to be used for data encryption and decryption. There are no variants.

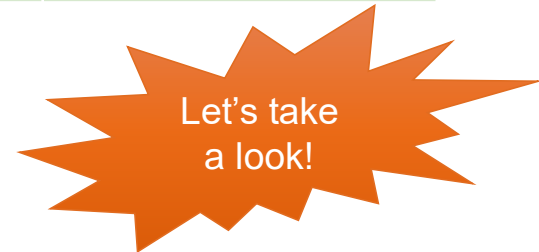
Note: Variable-length symmetric key tokens provide key-management fields (*kmf*) and key-usage fields (*kuf*) to control key usage.

Is there a way to audit key usage?

Key usage auditing must be explicitly enabled in the **ICSF Installation Options Data Set (IODS)** or using the **SETICSF OPT** operator commands.

| ICSF IODS Option | SMF Record Type |
|---|--|
| AUDITKEYUSGCKDS(TOKEN(YES),LABEL(YES),INTERVAL(<i>n</i>)) | Type 82 Subtype 44 |
| AUDITKEYUSGPKDS(TOKEN(YES),LABEL(YES),INTERVAL(<i>n</i>)) | Type 82 Subtype 45 |
| AUDITPKCS11USG(TOKENOBJ(YES),SESSIONOBJ(YES),NOKEY(YES),INTERVAL(<i>n</i>)) | Type 82 Subtype 46 & Type 82 Subtype 47 |

Note: The INTERVAL in which the key usage data is aggregated can be from 1 to 24 hours in the Installation Options Data Set. However, it can be from 1 second to 24 hours using the SETICSF OPT operator command.



SMF Record Type 82 Subtype 44

CCA Symmetric Key Usage Event

| Tag | Name | Description |
|---------|----------------|--|
| X'0101' | KDS_LABEL | The label in the KDS |
| X'0103' | KEY_NAME | The key name from the token. Applies to variable-length CCA tokens only. |
| X'0105' | KEY_FPRINT | One or more key fingerprints. |
| X'0106' | SERVICE | The service associated with the event. |
| X'0108' | TOK_FMT | The format of the token. |
| X'0109' | KEY_SEC | Key security. |
| X'010A' | KEY_ALG | Key algorithm. |
| X'010B' | KEY_TYPE | Key type. Applies to variable-length CCA tokens only. |
| X'010C' | KEY_CV | Key control vector. Applies to fixed-length DES CCA tokens only. |
| X'010D' | KEY_USAGE_CKDS | Key usage fields. Applies to variable-length CCA tokens only. |
| X'010E' | KEY_LEN | The length of the key (in bits). Applies to fixed-length CCA tokens only. |
| X'0113' | START_TOD | Start time of the interval in STCKE format. |
| X'0114' | END_TOD | End time of the interval in STCKE format. |
| X'0115' | USG_COUNT | Number of usages accounted for in this record |
| X'0116' | KEY_OLD | The key is internal, but not wrapped under the current master key. |
| X'0118' | KEY_TIV | A key token identification value. Applies to fixed-length CCA tokens only. |
| X'0119' | KEY_COMP_TAG | The key is compliant tagged. Applies to fixed-length CCA tokens only. |

Remember that fixed-length AES CCA tokens always have a zeroed control vector so neither of these fields apply.

SMF Record Type 82 Subtype 44

CCA Symmetric Key Usage Event

```
Subtype=002C CCA Symmetric Key Usage Event
Written for usage events related to symmetric CCA tokens
25 Jul 2017 21:44:22.97
  TME... 00776B79 DTE... 0117206F SID... SP21      SSI... 00000000 STY... 002C
  STOD.. 07/26/2017 01:44:21.974598
  ETOD.. 07/26/2017 01:44:22.974680
  SRV... CSFKRR2
  USGC.. 2
  LBL... DATASET.EYSHA.ICSF.ENCRYPT.ME.ENCRKEY.00000001      DATA
  TOKFMT Fixed
  KALG.. AES
  KSEC.. Wrapped by MK
  KLEN.. 256
  TIV... 'AFBEB90C'x
  KFP... 010105502B47
        ENCZ.. '502B47'x
End User Identity...
  USRI.. DATAOWN
```

An ICSF audit section which is supported with **SMF Record Type 82 Subtype 40 and higher** may contain additional audit information. For example, the end user RACF user id associated that used the key.

SMF Record Type 82 Subtype 28

High Performance Encrypted Key

| Name | Description |
|---|---|
| SMF82HPSK_FLAGS | High performance encrypted key flags Bit 0: Rewrapping not permitted for this symmetric key Bit 1: Rewrapping was permitted for this symmetric key. Bit 2: The list of labels is incomplete. Bit 3: The key identifier was supplied as a key token, not as a label in the CKDS. |
| SMF82HPSK_FUNCTION | Name of the service that issues this SMF record. The name is in the form of CSFzzzz. |
| SMF82HPSK_SYM_LABEL_CNT | Number of SYM labels present in this record. |
| The following is repeated SMF82HPSK_SYM_LABEL_CNT number of times | |
| SMF82HPSK_SYM_LABELS | The format of the token. |

SMF Record Type 82 Subtype 28

High Performance Encrypted Key

```
Subtype=001C HPSK request
Written when an attempt is made to rewrap a CCA token for encrypted-key CPACF
25 Jul 2017 21:44:22.63
  TME... 00776B57 DTE... 0117206F SID... SP21      SSI... 00000000 STY... 001C
  Name of the calling function: CSNBKRR2
  Flags = 40000000
           40000000 Rewrapping was permitted for this key
  Number of labels: 1
  Labels:
    DATASET.EYSHA.ICSF.ENCRYPT.ME.ENCRKEY.00000001          DATA
ICSF Server Identity...
  USRI.. SYSTASK
  GRPN.. SYS1
  JBN... CSFEPC1
  RST... 13:39:45.82
  RSD... 25 Jul 2017
  SUID.. 4040404040404040
End User Identity...
```

```
End User Identity...
  USRI.. DATAOWN
  GRPN.. SYS1
  TRM... LOCALC12
  JBN... DATAOWN
  RST... 13:40:28.77
  RSD... 25 Jul 2017
  SUID.. 4040404040404040
```

Is there a way to audit crypto engine usage?

ICSF will provide crypto usage tracking of applications and components that invoke ICSF services in HCR77C1. Crypto usage tracking can be enabled/disabled at ICSF initialization using the **Installation Options Data Set (IODS)** or dynamically using **SETICSF OPT operator commands**.

| ICSF IODS Option | SMF Record Type |
|--------------------|--------------------|
| STATS(ENG,SRV,ALG) | Type 82 Subtype 31 |

ENG: Tracks crypto engine usage. When enabled, ICSF tracks the usage of Crypto Express Adapters, Regional Cryptographic Servers, CPACF and Software.

SRV: Tracks crypto service usage. When enabled, ICSF tracks the usage of ICSF callable services and User Defined Extensions (UDX).

ALG: Tracks crypto algorithm usage. When enabled, ICSF tracks the usage of crypto algorithms that are referenced in cryptographic operations.

Crypto usage data collection is synchronized to the SMF recording interval. Your SMFPRMxx member must contain:

- The collection interval (INTVAL)
- The synchronization value (SYNCVAL)
- The Crypto Usage Statistics Subtype 31 for ICSF Type 82 records (TYPE)



SMF Record Type 82 Subtype 31 (Fixed Header)

Crypto Usage Statistics

| Name | Description |
|---------------------------|---|
| SMF82STAT_VER | Version number |
| SMF82STAT_DOMAIN | Current domain index |
| SMF82STAT_LEN | Length of this header |
| SMF82STAT_TRIPL_OFF | Offset from SMF82STAT into triplet section |
| SMF82STAT_TRIPL_LEN | Length of triplet section |
| SMF82STAT_D_INTVAL_STARTE | Start time (TOD clock) of the SMF interval in STCKE format. |
| SMF82STAT_D_INTVAL_ENDE | End time (TOD clock) of the SMF records in STCKE format. |
| SMF82STAT_D_USERID_AS | The HOME address space user id |
| SMF82STAT_D_USERID_TK | The task level user id (if present) |
| SMF82STAT_D_JOBID | The job id for the HOME address space. |
| SMF82STAT_D_JOBNAME | The job name for the HOME address space. |
| SMF82STAT_D_JOBNAME2 | The job name of the SECONDARY address space (ICSF caller). |
| SMF82STAT_D_PLEXNAME | The Sysplex member name. |

SMF Record Type 82 Subtype 31 (Triplets)

Crypto Usage Statistics

| Tag | Name | Description |
|---------|---------------------|---|
| X'0201' | SMF82STAT_ENG_CARD | Identifier, serial number and usage count |
| X'0202' | SMF82STAT_ENG_RCS | Identifier, serial number and usage count |
| X'0203' | SMF82STAT_ENG_CPACF | Usage count |
| X'0204' | SMF82STAT_ENG_SOFTW | Usage count |
| X'0205' | SMF82STAT_SRV | Service name and usage count |
| X'0206' | SMF82STAT_SRVUDX | UDX service name and usage count |
| X'0207' | SMF82STAT_ALG | Algorithm name and usage count |

Generally, crypto usage statistics are intended to help you determine:

- Which jobs/tasks are using the various crypto engines
- Which crypto adapter types are getting the most requests
- If any crypto requests are being handled in software
- What are the peak periods of crypto utilization
- Which ICSF services are being invoked by other z/OS components
- Which jobs / tasks are using out-of-date algorithms or key sizes

Use the `STATSFILTERS(NOTKUSERID)` installation options data set keyword to reduce the number of SMF records in high transaction environments.

SMF Record Type 82 Subtype 31

Crypto Usage Statistics

```
Subtype=001F Crypto Usage Statistics
Written periodically to record crypto usage counts
25 Jul 2017 21:44:30.00
  TME... 00776E38 DTE... 0117206F SID... SP21      SSI... 00000000 STY... 001F
  INTVAL_START.. 07/26/2017 01:43:30.005793
  INTVAL_END.... 07/26/2017 01:44:30.004008
  USERID_AS..... DATAOWN
  USERID_TK.....
  JOBID..... T0000060
  JOBNAME..... DATAOWN
  JOBNAME2.....
  PLEXNAME..... LOCAL
  DOMAIN..... 0
  ENG...CARD...5C47/99EA6076... 1
  ENG...CPACF... 1
  ALG...AES256..... 1
  SRV...CSFKRR2... 2
```

What IBM tools are available to manage keys?

Integrated Cryptographic Services Facility (ICSF)

ICSF provides callable services and utilities that generate, store, and manage keys, and also perform cryptographic operations.

Supports *Master Keys* and *Operational Keys*

```
ICSF - Integrated Cryptographic Services Facility
Device Name: 014          Facility Name: 0
Enter the number of the desired option.
1 - OPERATOR'S HELP - Management of Cryptographic Coprocessors
2 - ICSF REPORTS - Monitor Key set of Change, ICSF Processing
3 - ICSF - Internal Library Utilities
4 - ICSF - Administrative Control Functions
5 - ICSF - ICSF Initialization
6 - ICSF - Top Processor Key/ICSF Initialization
7 - ICSF - ICSF Initialization
8 - ICSF - Top Processor Key/ICSF Initialization
9 - ICSF - Top Processor Key/ICSF Initialization
10 - ICSF - Top Processor Key/ICSF Initialization
11 - ICSF - Top Processor Key/ICSF Initialization
12 - ICSF - Top Processor Key/ICSF Initialization
13 - ICSF - Top Processor Key/ICSF Initialization
14 - ICSF - Top Processor Key/ICSF Initialization
15 - ICSF - Top Processor Key/ICSF Initialization
16 - ICSF - Top Processor Key/ICSF Initialization
17 - ICSF - Top Processor Key/ICSF Initialization
18 - ICSF - Top Processor Key/ICSF Initialization
19 - ICSF - Top Processor Key/ICSF Initialization
20 - ICSF - Top Processor Key/ICSF Initialization
21 - ICSF - Top Processor Key/ICSF Initialization
22 - ICSF - Top Processor Key/ICSF Initialization
23 - ICSF - Top Processor Key/ICSF Initialization
24 - ICSF - Top Processor Key/ICSF Initialization
25 - ICSF - Top Processor Key/ICSF Initialization
26 - ICSF - Top Processor Key/ICSF Initialization
27 - ICSF - Top Processor Key/ICSF Initialization
28 - ICSF - Top Processor Key/ICSF Initialization
29 - ICSF - Top Processor Key/ICSF Initialization
30 - ICSF - Top Processor Key/ICSF Initialization
31 - ICSF - Top Processor Key/ICSF Initialization
32 - ICSF - Top Processor Key/ICSF Initialization
33 - ICSF - Top Processor Key/ICSF Initialization
34 - ICSF - Top Processor Key/ICSF Initialization
35 - ICSF - Top Processor Key/ICSF Initialization
36 - ICSF - Top Processor Key/ICSF Initialization
37 - ICSF - Top Processor Key/ICSF Initialization
38 - ICSF - Top Processor Key/ICSF Initialization
39 - ICSF - Top Processor Key/ICSF Initialization
40 - ICSF - Top Processor Key/ICSF Initialization
41 - ICSF - Top Processor Key/ICSF Initialization
42 - ICSF - Top Processor Key/ICSF Initialization
43 - ICSF - Top Processor Key/ICSF Initialization
44 - ICSF - Top Processor Key/ICSF Initialization
45 - ICSF - Top Processor Key/ICSF Initialization
46 - ICSF - Top Processor Key/ICSF Initialization
47 - ICSF - Top Processor Key/ICSF Initialization
48 - ICSF - Top Processor Key/ICSF Initialization
49 - ICSF - Top Processor Key/ICSF Initialization
50 - ICSF - Top Processor Key/ICSF Initialization
51 - ICSF - Top Processor Key/ICSF Initialization
52 - ICSF - Top Processor Key/ICSF Initialization
53 - ICSF - Top Processor Key/ICSF Initialization
54 - ICSF - Top Processor Key/ICSF Initialization
55 - ICSF - Top Processor Key/ICSF Initialization
56 - ICSF - Top Processor Key/ICSF Initialization
57 - ICSF - Top Processor Key/ICSF Initialization
58 - ICSF - Top Processor Key/ICSF Initialization
59 - ICSF - Top Processor Key/ICSF Initialization
60 - ICSF - Top Processor Key/ICSF Initialization
61 - ICSF - Top Processor Key/ICSF Initialization
62 - ICSF - Top Processor Key/ICSF Initialization
63 - ICSF - Top Processor Key/ICSF Initialization
64 - ICSF - Top Processor Key/ICSF Initialization
65 - ICSF - Top Processor Key/ICSF Initialization
66 - ICSF - Top Processor Key/ICSF Initialization
67 - ICSF - Top Processor Key/ICSF Initialization
68 - ICSF - Top Processor Key/ICSF Initialization
69 - ICSF - Top Processor Key/ICSF Initialization
70 - ICSF - Top Processor Key/ICSF Initialization
71 - ICSF - Top Processor Key/ICSF Initialization
72 - ICSF - Top Processor Key/ICSF Initialization
73 - ICSF - Top Processor Key/ICSF Initialization
74 - ICSF - Top Processor Key/ICSF Initialization
75 - ICSF - Top Processor Key/ICSF Initialization
76 - ICSF - Top Processor Key/ICSF Initialization
77 - ICSF - Top Processor Key/ICSF Initialization
78 - ICSF - Top Processor Key/ICSF Initialization
79 - ICSF - Top Processor Key/ICSF Initialization
80 - ICSF - Top Processor Key/ICSF Initialization
81 - ICSF - Top Processor Key/ICSF Initialization
82 - ICSF - Top Processor Key/ICSF Initialization
83 - ICSF - Top Processor Key/ICSF Initialization
84 - ICSF - Top Processor Key/ICSF Initialization
85 - ICSF - Top Processor Key/ICSF Initialization
86 - ICSF - Top Processor Key/ICSF Initialization
87 - ICSF - Top Processor Key/ICSF Initialization
88 - ICSF - Top Processor Key/ICSF Initialization
89 - ICSF - Top Processor Key/ICSF Initialization
90 - ICSF - Top Processor Key/ICSF Initialization
91 - ICSF - Top Processor Key/ICSF Initialization
92 - ICSF - Top Processor Key/ICSF Initialization
93 - ICSF - Top Processor Key/ICSF Initialization
94 - ICSF - Top Processor Key/ICSF Initialization
95 - ICSF - Top Processor Key/ICSF Initialization
96 - ICSF - Top Processor Key/ICSF Initialization
97 - ICSF - Top Processor Key/ICSF Initialization
98 - ICSF - Top Processor Key/ICSF Initialization
99 - ICSF - Top Processor Key/ICSF Initialization
0 - ICSF - Top Processor Key/ICSF Initialization
Press ENTER to go to the selected option.
00000000
```

Trusted Key Entry (TKE) Workstation

TKE securely manages multiple Cryptographic Coprocessors and keys on various generations of IBM Z from a single point of control.



Supports *Master Keys* and *Operational Keys*

Enterprise Key Management Foundation (EKMF)

EKMF securely manages keys and certificates for cryptographic coprocessors, hardware security modules (HSM), cryptographic software, ATMs, and point of sale terminals.

Supports *Operational Keys*



Security Key Lifecycle Manager (SKLM)

SKLM v2.7 provides key storage, key serving and key lifecycle management for IBM and non-IBM storage solutions using the OASIS Key Management Interoperability Protocol (KMIP) and IBM Proprietary Protocol (IPP).

Supports *Operational Keys* for Self Encrypting Devices (SEDs)



Let's take a closer look

z/OS Integrated Cryptographic Services Facility (ICSF)

ICSF works with the hardware cryptographic features and the Security Server (RACF element) to provide secure, high-speed cryptographic services in the z/OS environment.

- ICSF provides the **application programming interfaces** by which applications request cryptographic services.
- ICSF provides panels to **load CCA master key values** onto secure cryptographic features, allowing the hardware features to be used by applications.
- ICSF callable services and programs can be used to **generate, store, and manage keys** that are used in the cryptographic functions.



Cryptographic Key Data Set
• CCA Symmetric Keys
• AES, DES and HMAC



Token Data Set
• PKCS#11 Keys, Certificates
• All algorithms



Public Key Data Set
• CCA Asymmetric Keys
• RSA, ECC and Trusted Blocks

Key Management Features for z/OS ICSF

ISPF Panels

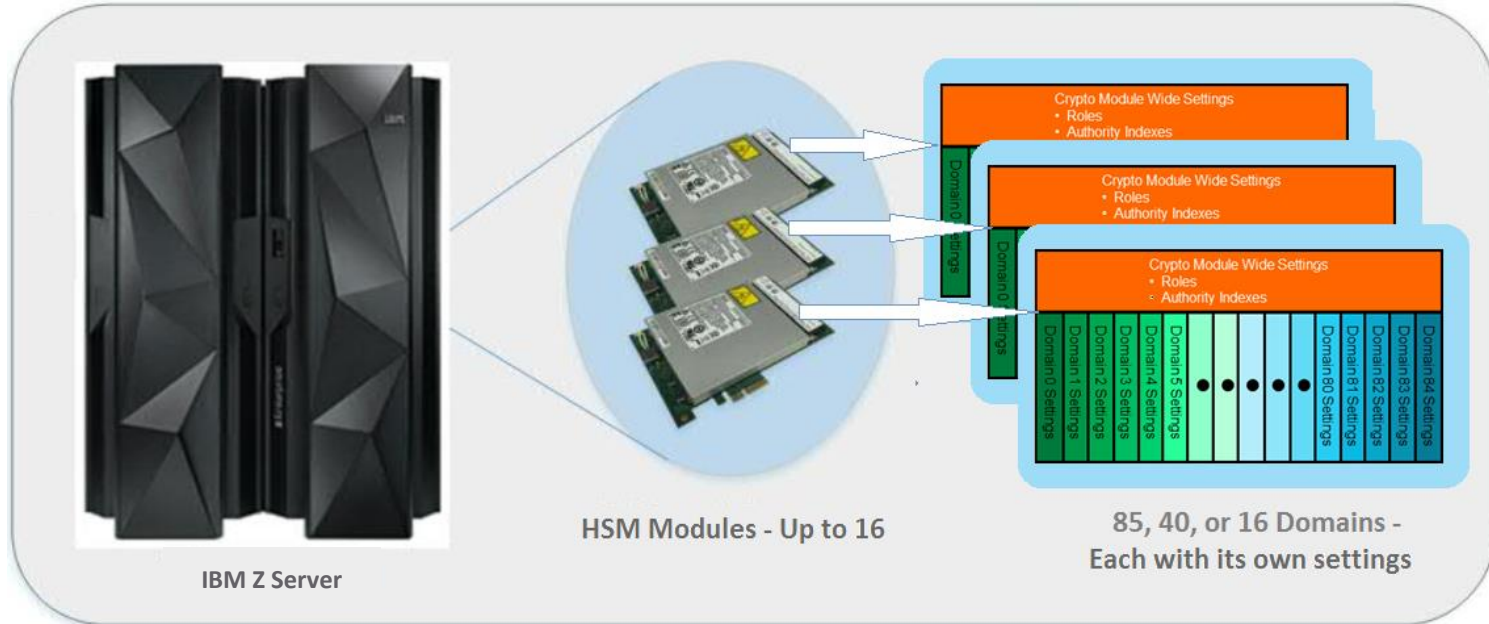
- Generate, load and view Master Keys
 - Panel 1: COPROCESSOR MGMT
 - Panel5: UTILITIES
- Manage key records in the CKDS
 - Panel 5.5: CKDS KEYS (i.e. CKDS Browser)
 - Panel 5.5.7 can generate a secure AES DATA key and store in the CKDS
- Manage key records in the PKDS
 - Panel 5.6: PKDS KEYS
- Manage PKCS #11 tokens in the TKDS
 - Panel 5.7: PKCS11 TOKEN (i.e. TKDS Browser)
- Generate keys in bulk
 - Panel 8: KGUP - Key Generator Utility Program

Application Programming Interfaces

- Create symmetric and asymmetric keys
 - CCA Symmetric Keys: CSNBKTB/2 (build key token), CSNBKGN/2 (generate key token), CSNBRNG/L (generate random numbers)
 - CCA Asymmetric Keys: CSNDPKB (build PKA key token), CSNDPKG (generate PKA key token)
 - PKCS #11 Keys: CSFPGSK (generate PKCS #11 secret key), CSFPGKP (generate PKCS #11 key pair)
- Manage Key Records in ICSF Key Data Sets
 - CKDS: CSNBKRC/2 (create), CSNBKRW/2 (write), CSNBKRR/2 (read), CSNBKRD (delete)
 - PKDS: CSNDKRC (create), CSNDKRW (write), CSNDKRR/2 (read), CSNDKRD (delete)
 - TKDS: CSFPTRC (create, copy), CSFPTRL (list), CSFPTRD (delete), CSFPGAV (get attributes), CSFPSAV (set attributes)
 - General KDS & Metadata: CSFKDSL (kds list), CSFKDMW (metadata write), CSFKDMR (metadata read)

IBM Trusted Key Entry (TKE) Workstation

TKE is an appliance that simplifies the management of IBM Z Host Cryptographic Modules running in Common Cryptographic Architecture (CCA) or IBM Enterprise PKCS#11 (EP11) mode, using compliant level management techniques.



Key Management Features for TKE

Features for Managing Module Scoped and Domain Scoped Administrative settings on Host Cryptographic Modules

- Featuring: Secure, simplified administrative management of multiple domain host cryptographic modules in complex configurations

Secure, hardware-based Master Key and Operational key management

- Featuring: Compliant level hardware-based key management with proper encryption strengths, dual controls, and security relevant auditing

Highly secure and efficient movement of administrative settings from one Host Cryptographic Module to another

- Providing: Secure, fast, and accurate deployment of new crypto modules on production, test, or disaster recovery systems

Popular Features

- Domain Grouping to broadcast a command to a set of domains
- **Secure Loading of CCA Master Keys (MKs)**
- Manage domains higher than 16
- Migration Wizards
- Enable/disable Access Control Points (ACPs)
- Loading MKs for inactive LPARs
- Loading PIN decimalization tables
- Loading EP11 Master Key



IBM Enterprise Key Management Foundation (EKMF)

Secure workstation

- is used for **generating** all new keys by users authenticated with **smart cards** or automatically based on requests. Workstation utilizes **IBM 4765/7**

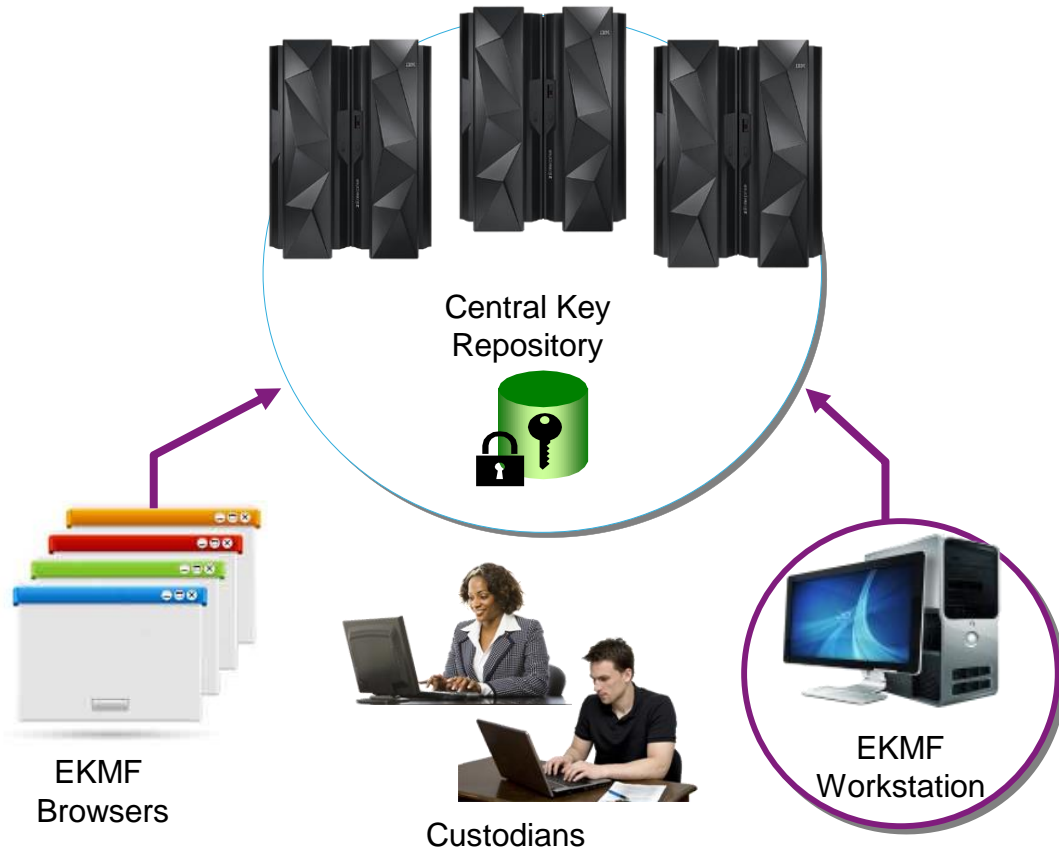
Central repository

- contains **keys** and **metadata** for all cryptographic keys produced by the EKMF workstation. This enables easy **backup** and recovery of key material.

EKMF Browser

- features **monitoring** capabilities and enables **planning** of future key handling session to be executed on the workstation.

Note that while this is a mainframe centric view, EKMF supports distributed platforms as well.



Key Management Features for EKMF

Basic key management functions include:

- key generation
- key import
- key export
- key print
- key administration

Key management functions are controlled by key templates and key policies. Key templates:

- control functions for a key
- predefine key attributes

When generating or entering a key, the key is **automatically distributed** to the servers specified in the key template.

- ICSF Key Data Sets
- RACF Key Rings (i.e. SKLM, z/OS PKI)
- ... and more

The screenshot shows the 'Key Template Editor' window with the following configuration:

- Title: DES-PLAY 1
- Number: DES-PLAY-1
- Version: 1.1
- Status: Active
- Description: Template for test purposes
- Key Creation Values:
 - Key Label: <hierarchy>TEST.<BIN>.<seqno>
 - Key State: Active
 - Algorithm: DES
 - Key Size: DOUBLE
 - Key Check Method: 8: ENC-ZERO
 - Origins: Generate
 - Comment: (empty)
 - Active Date: Today
 - Expiry Date: Today + 2y
 - Expiry Date Start: - -
 - Allow keys of equal left and right halves: No
 - Assign Institution Id: No
- Key Instances:

| Application | Key Store Label | Key Zone | Key Store Type | Key Type | Install |
|-------------|-------------------|-------------|----------------|----------|---------|
| ISSUER | Same as Key Label | I - Issuing | ICSF | OPINENC | Yes |
- Export Key Instances:

| Export key | Export Key Label | Key Destination | Preferred Key Letter |
|------------|-------------------|-----------------|----------------------|
| Yes | Same as Key Label | Print | Binary / TR-31 |

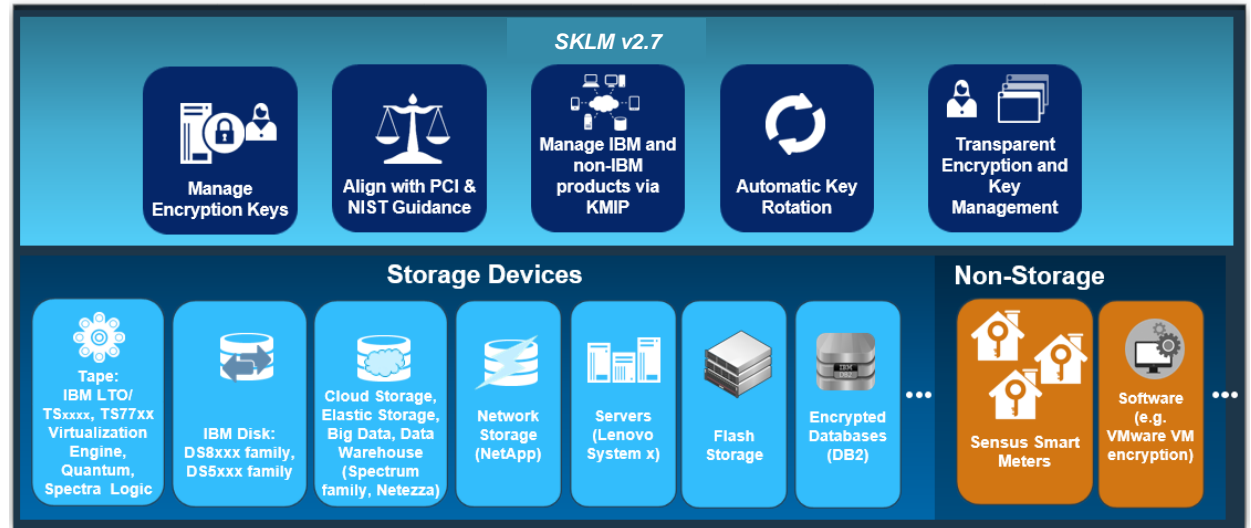
Buttons: Save, Cancel

IBM Security Key Lifecycle Manager (SKLM)

IBM Security Key Lifecycle Manager provides centralized key management for self-encrypting devices.

Self-encrypting devices protect data if you lose control of the device.

- Data on the truck traveling between datacenters
- Data at rest within the datacenter
- Decommissioned storage devices



Key Management Features for SKLM

SKLM for Distributed Systems

SKLM v2.7 supports the IBM Proprietary Protocol (IPP) and industry-standard Key Management Interoperability Protocol (KMIP) for key distribution with storage devices.

Features include:

- Key generation, import and export
- Secure storage of key material
- Automatic assignment and rotation of keys
- Key serving at the time of use



SKLM for z/OS

SKLM for z/OS supports the IBM Proprietary Protocol (IPP) for key distribution with storage devices.

SKLM for z/OS can use ICSF through JCE hwkeytool or RACF GENCERT commands to push RSA key pairs to the ICSF PKDS and AES keys to the ICSF CKDS.

Features include:

- Key generation, import and export
- Secure storage of key material
- Key serving at the time of use

Note: SKLM can not be used to manage z/OS data set encryption keys.

Key Management Activities

SEDs = Self-encrypting devices

| | Activity | ICSF | TKE | EKMF | SKLM |
|---------------------|---|--------------|-------------|-------------------|---------------|
| Authorization Tasks | SAF Authorization (CSFKEYS and CSFSERV) | YES | YES | YES | SKLM for z/OS |
| | Key Auditing (master keys, operational keys) | YES | YES | OPERATIONAL KEYS | YES |
| Master Key Tasks | Master Key Entry | YES, PANELS | YES, SECURE | NO | NO |
| | Master Key Change | YES, PANELS | YES, SECURE | NO | NO |
| | Master Key Zeroize | NO, HMC / SE | YES | NO | NO |
| Basic KDS Tasks | Operational Key Record Creation (and naming) | YES | NO | YES, GUI-BASED | SEDs |
| | Operational Key Record Update | YES | NO | YES, GUI-BASED | SEDs |
| | Operational Key Record Deletion | YES | NO | YES, GUI-BASED | SEDs |
| Basic Key Tasks | Operational Key Generation | YES | SMALL SCALE | YES, GUI-BASED | SEDs |
| | Operational Key Import | YES | SMALL SCALE | YES, GUI-BASED | SEDs |
| | Operational Key Export | YES | NO | YES, GUI-BASED | SEDs |
| KDS Metadata Tasks | Operational Key Archival | YES | NO | NON-KDS,GUI-BASED | NO |
| | Operational Key Restore | YES | NO | NON-KDS,GUI-BASED | NO |
| | Operational Key Expiration | YES | NO | NON-KDS,GUI-BASED | NO |
| Maintenance Tasks | Rekeying encrypted data (operational keys) | YES | NO | NO | SEDs |
| Recovery Tasks | Disaster Recovery (master keys, operational keys) | YES | YES | OPERATIONAL KEYS | SEDs |



Appendix: Key Rotation

How do you rotate keys?

There are two types of key rotation that you can perform on IBM Z:

- Master Key Rotation
- Operational Key Rotation

Master Keys

Master keys are used only to encipher and decipher keys.

Master keys are stored in secure, tamper responding hardware.

Operational Keys

Operational keys are used in various cryptographic operations (e.g. encryption).

Operational keys may be stored in a key store (e.g. data set, file, database) or returned back to the caller.

Operational keys may be encrypted by a Master Key to be considered secure keys.

How does Master Key Rotation work?

Master key rotation involves re-enciphering secure, operational keys that reside in Key Data Sets. Re-encipherment occurs in the secure boundary of the Crypto Express adapter. ICSF synchronizes the changes across members of the sysplex sharing the same Key Data Set (when applicable).

For each secure key:

- The operational key value is decrypted from under the current Master Key
- The operational key value is encrypted with the new Master Key

After all secure keys have been re-enciphered:

- The current Master Key becomes the old Master Key
- The new Master Key becomes the current Master Key

Using Coordinated Change MK, the **master key rotation is non-disruptive**. Master keys can be rotated while crypto workloads are running.



Master Key Rotation Procedure

1. Allocate new Key Data Sets.
2. Generate and load new Master Keys using TKE or ICSF. (You must load the same MK on all sysplex members sharing the KDS.)
3. Initiate the Coordinated Change MK (CCMK) operation using TKE or ICSF

Note: CCMK can be run on a single system as well as a sysplex.

Example data set allocation for the CKDS...

The **current / active key data set** containing the existing keys could be EYSHA.ICSF.CSF77C1.20180101.CKDSR

The **new key data set** to contain the re-enciphered keys could be EYSHA.ICSF.CSF77C1.20190101.CKDSR



Trusted Key Entry (TKE) Workstation

```
----- ICSF - Master Key Entry -----
COMMAND ==>
      AES new master key register      : EMPTY
      DES new master key register      : EMPTY
      ECC new master key register      : EMPTY
      RSA new master key register      : EMPTY

Specify information below

Key Type ==> AES-MK      (AES-MK, DES-MK, ECC-MK, RSA-MK)
Part    ==> FIRST      (RESET, FIRST, MIDDLE, FINAL)
Checksum ==> 42

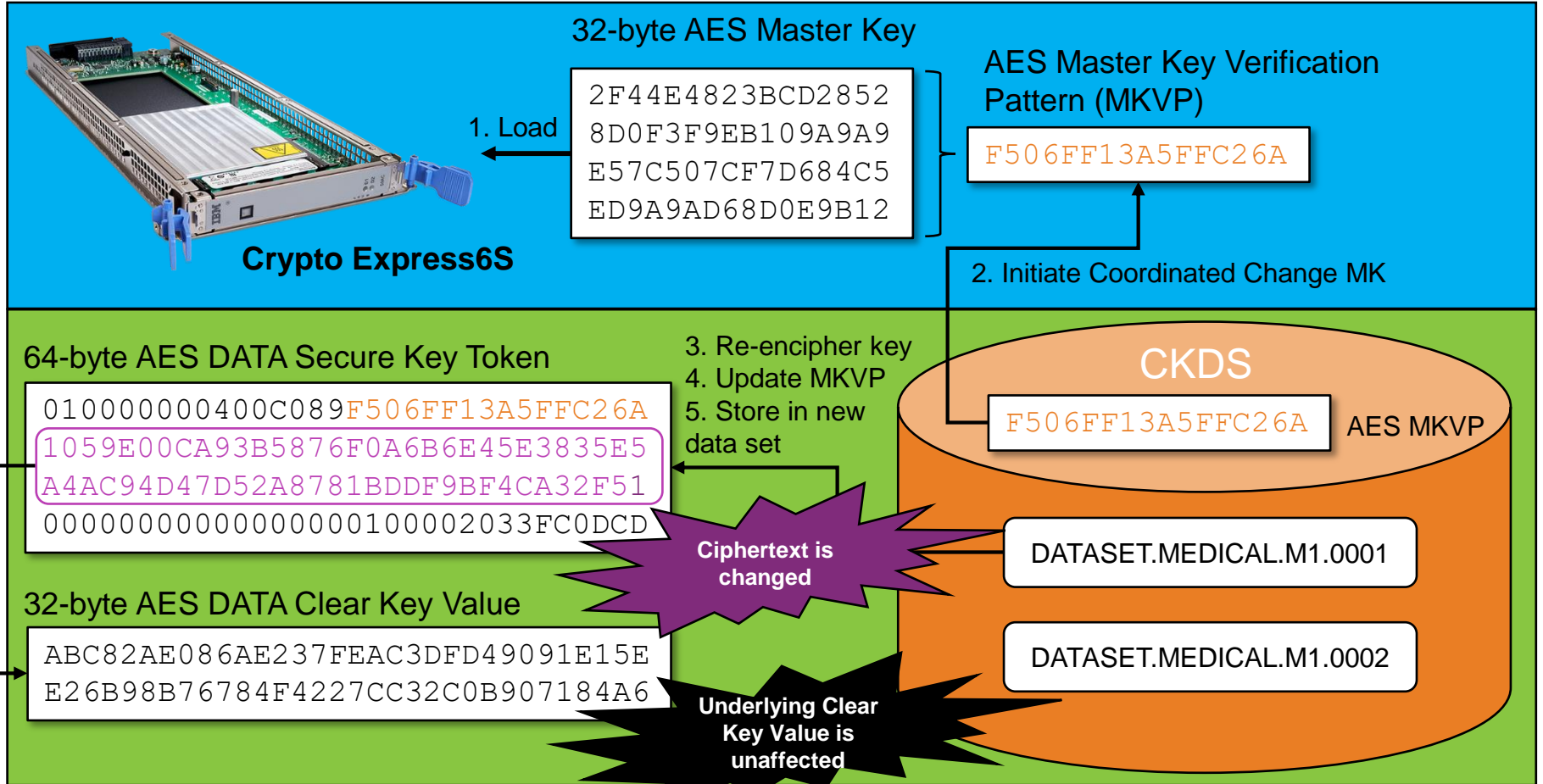
Key Value ==> 24BF3F412727DA29
           ==> 17DF1B161A04E7B9
           ==> 10AD680264CA686A      (AES-MK, ECC-MK, and RSA-MK only)
           ==> 583835BFA1288930      (AES-MK, ECC-MK only)

Press ENTER to process.
```

ICSF Master Key Entry Panel

Let's take a closer look

Master Key Rotation affects Crypto Express Adapters and Key Tokens



How do you rotate operational keys? Two approaches!

| Approaches | Policy-Based Data Set Encryption Example | Considerations |
|---------------------|--|--|
| “Aging Out” | <ul style="list-style-type: none">• Data sets were encrypted using Operational Key DATASET.MEDICAL.G1.0001• At some interval, the ICSF admin generates DATASET.MEDICAL.G1.0002• The security admin updates associated DATASET resources to use key label DATASET.MEDICAL.G1.0002 from that point forward.<ul style="list-style-type: none">• DATASET.MEDICAL.G1.0001 is still in use by old / existing data• DATASET.MEDICAL.G1.0002 is used for new data | <ul style="list-style-type: none">• Not sufficient when a key has been compromised• Affects new data only• Existing data is not re-encrypted• Old keys must remain in the CKDS<ul style="list-style-type: none">• More keys to manage<ul style="list-style-type: none">• Key sequence numbers are recommended |
| Re-encrypt all data | <ul style="list-style-type: none">• Data sets were encrypted using Operational Key DATASET.MEDICAL.G1.0001• At some interval, the ICSF admin generates DATASET.MEDICAL.G1.0002• The security admin updates associated DATASET resources to use key label DATASET.MEDICAL.G1.0002 from that point forward.<ul style="list-style-type: none">• DATASET.MEDICAL.G1.0002 is used for new data• All data encrypted with DATASET.MEDICAL.G1.0001 must be identified and re-encrypted<ul style="list-style-type: none">• DATASET.MEDICAL.G1.0001 would no longer be in use | <ul style="list-style-type: none">• Recommended when a key has been compromised• Affects all data (new and existing)• Must identify ALL data encrypted with the old key• Archiving the old key is recommended over deleting the old key• Crypto-periods may be established to restrict key usage. |

Operational Key Rotation Procedure – “Aging Out”

For this example procedure, **DATASET.MEDICAL.G1.0001** had been used to encrypt some data sets.

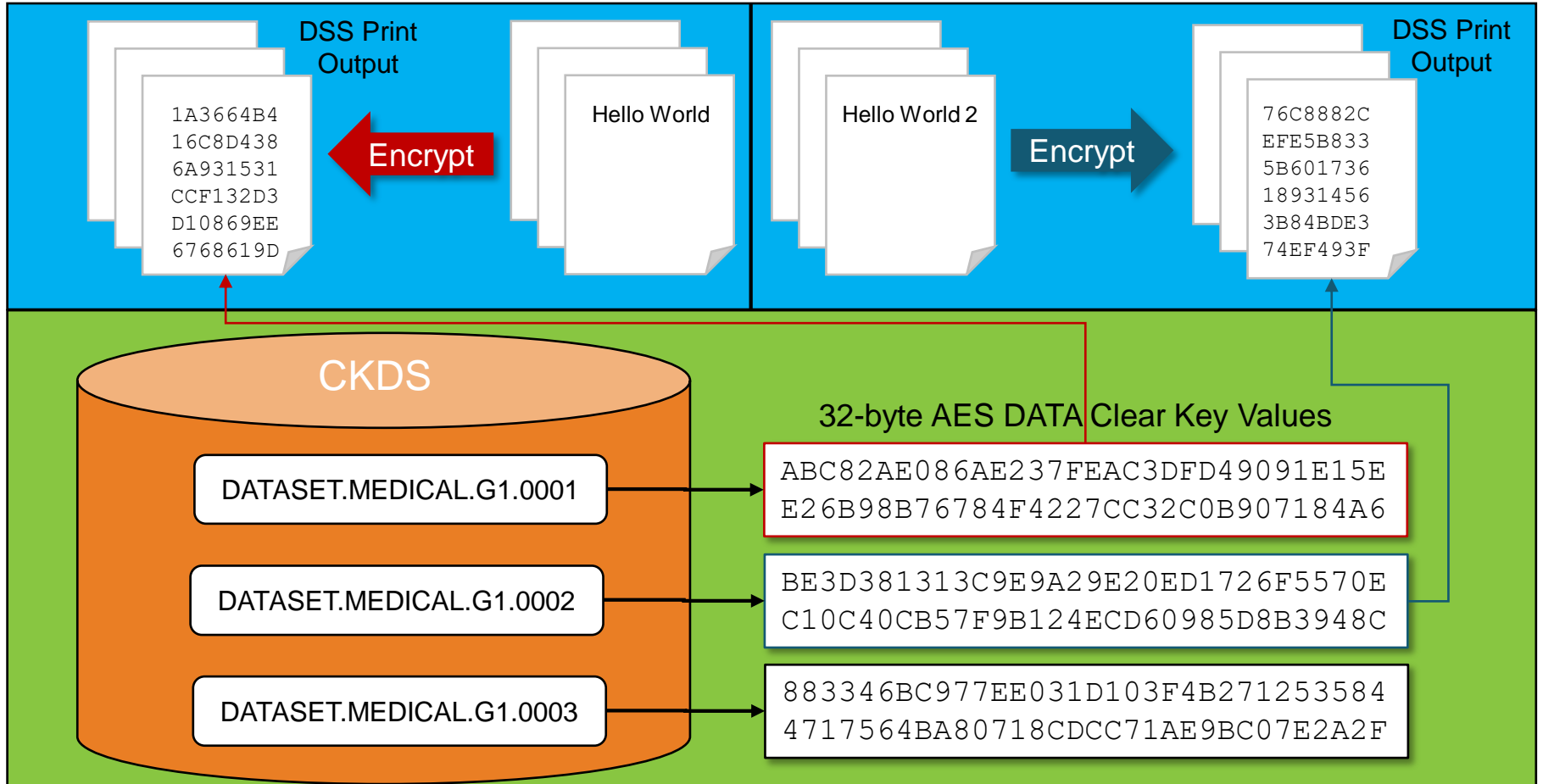
1. Generate a new operational key, **DATASET.MEDICAL.G1.0002**
2. Locate all DATASET profiles associated with **DATASET.MEDICAL.G1.0001**
3. Update the DATASET profiles with the new key label, **DATASET.MEDICAL.G1.0002**

All newly allocated datasets will use **DATASET.MEDICAL.G1.0002**.

Operational key rotation by “Aging out” is non-disruptive. Existing workloads can continue to run while the key is rotated.



Operational Key Rotation affects Encrypted Data - “Aging Out”



Operational Key Rotation Procedure – Re-encrypt All Data

For this example procedure, **DATASET.MEDICAL.G1.0001** had been used to encrypt some data sets.

Part 1 (Same process as “Aging Out”)

1. Generate a new operational key, **DATASET.MEDICAL.G1.0002**
2. Locate all DATASET profiles associated with **DATASET.MEDICAL.G1.0001**
3. Update the DATASET profiles with the new key label, **DATASET.MEDICAL.G1.0002**

Part 2 (Re-encrypt existing data sets)

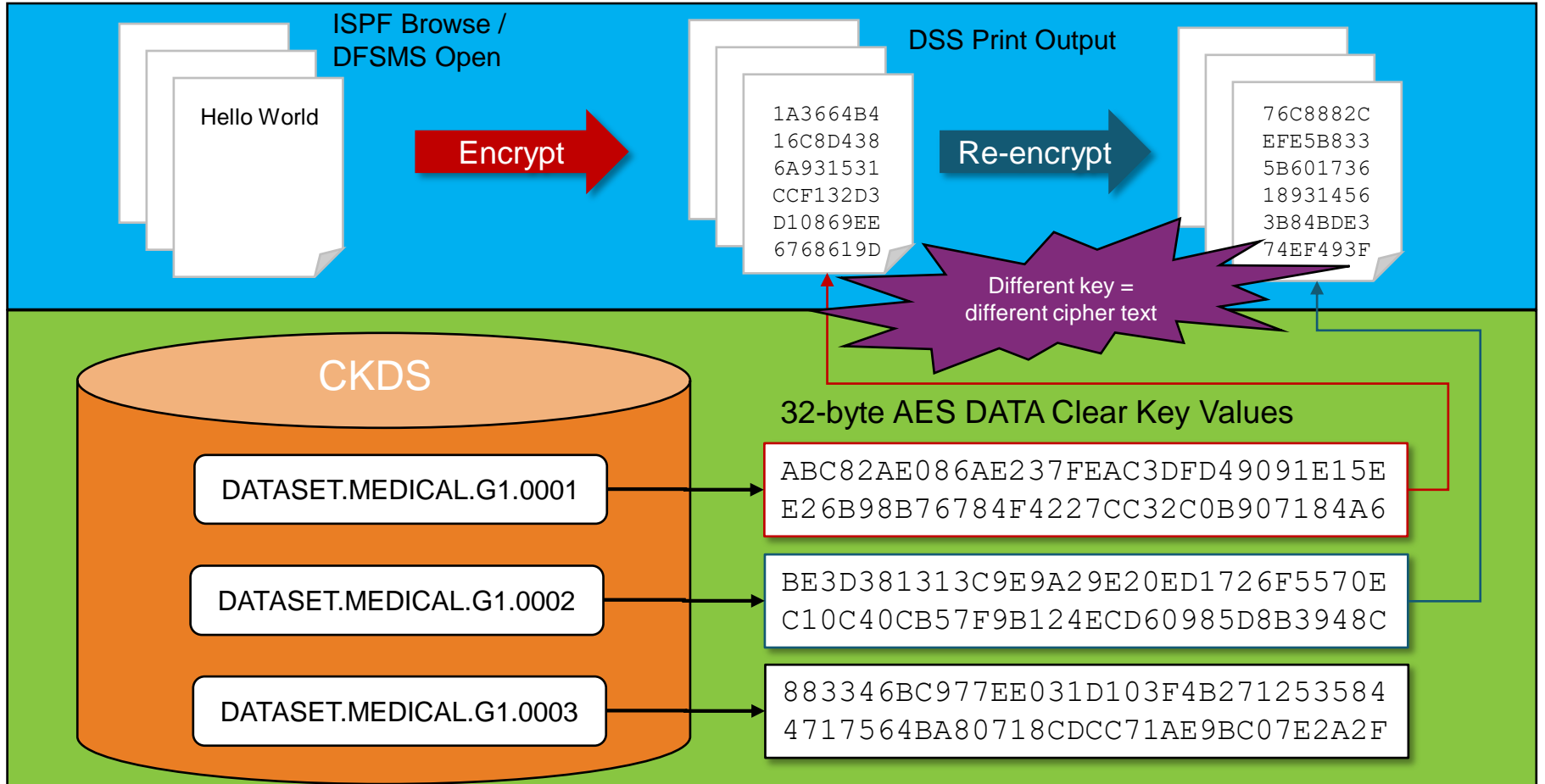
1. Identify all data sets encrypted with old key label **DATASET.MEDICAL.G1.0001**
 - DASD and Tape
 - Migrated and Active
 - ...
2. Allocate new data sets covered by DATASET profiles associated with **DATASET.MEDICAL.G1.0002**
3. Copy the data from the old data sets to the new data sets
 - The user performing this operation requires access to **DATASET.MEDICAL.G1.0001** and **DATASET.MEDICAL.G1.0002** for the duration of the operation.
4. Delete the old data sets
5. Archive the old key, **DATASET.MEDICAL.G1.0001**

All data sets that had been encrypted with **DATASET.MEDICAL.G1.0001** are now encrypted with **DATASET.MEDICAL.G1.0002**.

Operational key rotation by re-encrypting all data is typically disruptive. If you are running Db2 workloads, you can initiate an online reorg to make the re-encryption process non-disruptive. For other workloads, you will need to stop the workload while the key is being rotated.



Operational Key Rotation affects Encrypted Data – Re-encrypt All Data



How do you decide which key rotation approach to use?

Was the Master Key compromised (or no longer known)? Is there a new master key officer?

- Rotate the Master Key

Was the operational key compromised?

- Rotate the operational key using the “re-encrypt all data” approach

Is there a regulation or security policy that requires the rotation of the key? Does it specify which key must be rotated?

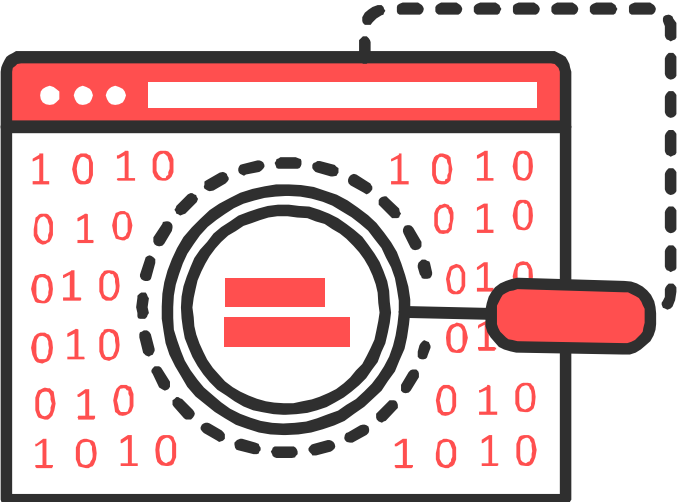
- Rotate the Master Key or operational key as indicated by your security policy

Did your auditor tell you to that you must rotate your keys? Did they specify which key must be rotated?

- Rotate the Master Key or operational key as indicated by your auditor

Choose the key rotation approach that meets your security policy, compliance requirements and operational needs.

Questions?



Additional Resources

IBM Crypto Education Community

<https://www.ibm.com/developerworks/community/groups/community/crypto>

Master Key Management Materials

<https://ibm.biz/BdiKRz>

