

The optional Supplemental Detectors are designed to extend the scope of configuration change detection within the Integrity Controls Environment (ICE).

# The Supplemental Detectors

Release 1.0  
ICE18.0

**USER GUIDE**



Contact us for additional information:

NewEra Software Technical Support

800-421-5035 or 408-520-7100

Or text support requests to 669-888-5061

[support@newera.com](mailto:support@newera.com)

[www.newera.com](http://www.newera.com)

Rev: 2023-9-18

## 1 Foreword

### 1.1 Copyright, Trademark and Legal Notices

#### 1.1.1 Copyrights

This User Guide and the related Software Product(s) are protected under a Copyright dated 2021 by NewEra Software, Inc. All rights are reserved.

#### 1.1.2 License Agreement

This User Guide describes the installation and operation of The Supplemental Detectors and related components of the Integrity Controls Environment (ICE). It is made available only under the terms of a license agreement between the licensee and NewEra Software, Inc. No part of this Guide or the related Software Product(s) may be reproduced or transmitted in any form or by any means, electronic or mechanical, including photocopying and recording, for any purpose, without the express written permission of NewEra Software, Inc.

#### 1.1.3 Trademarks and Copyrights of Others

The following products and/or registered trademarks of International Business Machines Corporation (IBM) are referenced in this document: z/OS, MVS, VM, RACF, SYSPLEX, JES, VTAM, DB2, IMS, CICS, TSO, ISPF, ICKDSF, DFSMSdss, DF/DSS, SDSF and IBM Health Checker for z/OS. Other company, product or service names may be trademarks or service marks of IBM or other organizations.

## 1.2 General Information

### 1.2.1 Who Should Read this Document

Those given the responsibility to install, maintain, and use The Supplemental Detectors should read this document. It will explain in detail how The Supplemental Detectors are installed, configured, maintained and used.

### 1.2.2 Other Documents and Resources

In addition to this document, new users will benefit from the content of these additional documents:

Image FOCUS and/or The Control Editor Read Me;  
Image FOCUS and/or The Control Editor User Guide;

All of these documents are available in PDF format as downloads on the NewEra web site or can be requested directly by contacting NewEra Technical Support by email at the following email address: [support@newera.com](mailto:support@newera.com).

### 1.2.3 Reporting Problems

When reporting Supplemental Detector problems to NewEra Technical Support, please provide the following information so that we may resolve the issue expeditiously.

The JOBLOG/JCL/MESSAGE output from the IFOM/IFOS/ICEDET and/or IFOAGNT Address Space(s).

### 1.3 Technical Support Information

<b>Around-the-clock-support</b>	NewEra Software is dedicated to providing the highest level of technical support to meet our customers' growing needs. In order to meet these needs, NewEra provides technical support, 7 days a week, 24 hours a day.
<b>Reach us by Telephone during Business Hours</b>	<p>Please use the following phone numbers to reach our technical support staff during normal business hours (6 AM to 4 PM Pacific Time):</p> <ul style="list-style-type: none"><li>• In North America, dial 1-800-421-5035</li><li>• Outside North America, dial 1-408-520-7100</li><li>• Support inquiries may also be texted to 669-888-5061</li></ul>
<b>Reach us by Telephone during non-Business Hours</b>	In case of an emergency, during non-business hours, phone the above numbers to receive instructions on how to contact a Technical Support Representative or a Technical Support Manager.
<b>Sending Email</b>	Our technical support staff can be reached by email at support@newera.com. Email messages will be answered by the next business day. Product technical questions or product recommendations may be sent via email.
<b>Help through the NewEra website</b>	You can access technical support from <a href="http://www.newera.com">www.newera.com</a> . Click the Support tab at the top of the screen to reach our Technical Support Request page.
<b>Service Levels</b>	<p>NewEra is committed to providing the highest level of quality to our customers by adopting the following criteria for responding to customer requests:</p> <ul style="list-style-type: none"><li>• All critical questions received by phone during working hours will be answered within 15 minutes of receiving the request;</li><li>• Technical questions sent by email, or messages sent through our Technical Support Request page, will be answered by the next business day.</li></ul>
<b>We Want Your Suggestions!</b>	NewEra understands the significance of providing our customers with the highest quality support and welcomes all suggestions as to how we may improve Technical Support.

### 1.4 About The Supplemental Detectors

The Supplemental Detectors extend the scope of change detection within the Integrity Controls Environment (ICE) and provide an interactive interface via The Control Editor or ICE Viewer Primary Menus from which individual Detectors may be configured and their findings reviewed.

Individual detectors may be deployed to remote systems and/or LPARs and run as autonomous applications within the ICE Agent Environment created by starting the IFOAGNT Procedure.

Detectors 3.0

### 1.5 Limitations of The Supplemental Detectors

Each Supplemental Detector uses a standard z/OS or ICE Data Extractor. Each Extractor has its own specific operational requirements. The use of certain extraction processes may require that some Detectors be granted special “Read Only” access authorization to source datasets or other system resources. If you encounter access limitations, please contact NewEra Technical Support for assistance.

Detectors 3.0

## 1.6 Enhancements

The Supplemental Detectors 3.0 were built on enhancements incorporated into the last code base of The Supplemental Detectors 2.5. In this release you will find numerous system enhancements including new Detectors.

### 1.6.1 Enhancements in This Release

- In this release of Image FOCUS the z/OS Core and its Subsystem and Supplemental Inspectors has been enhanced to provide support for z/OS V2R4. It is recommended that current users upgrade to this new release as soon as possible.

### 1.6.2 Enhancements in Prior Release

- Users of IPLCheck Family of Predictive Failure Analysis Applications will benefit from the added change detection function now found in the optional Detector Application - The Image Manager.

The Image Manager creates three distinct Image Configuration Baselines for each identified LPAR, one baseline each for the Production and Alternate configurations as identified by IPLCheck (The Moving Baselines) and a startup Snapshot of LPAR Environment following the most recent IPL (The Fixed Baseline). Notification of changes discovered may be sent via Email, SMS Text and/or posted to the System Log.

- Four new Supplemental Detectors are now available.

Short Name	TCE Sub-Class	Sub-Class Description
NSIMSRC	DTSRC	RACF_Sensitive_Resource Health Check
NSIMGRP	DTGRP	SYS1 Workgroup, Sub-Group and Individuals
NSIMOMV	DTOMV	State and Status of Unix System Services
NSIMBPX	DTBPX	State and Status HFS and z/FS System Resources

- Fifteen new Detectors are now available. The optional Supplemental Detectors family now includes:

Short Name	TCE Sub-Class	Sub-Class Description
NSIMACF	DTACF	CA/ACF2 Configuration - Policy Change
NSIMTSS	DTTSS	CA/Top Secret Configuration - Policy Change
NSIMDSM	DTDSM	IBM/RACF Configuration – Policy Changes

NSIMSVC	DT SVC		Changes in z/OS System SVC on running system
NSIMVOL	DT VOL		System Volume Changes on running system
NSIMDB2	DT DB2		Name DB2 sysid Parameter Changes
NSIMUSR	DTUSR		User Defined – By default IPL Date/Time Change
NSIMIOD	DTIOD	*	Changes in one or more named IODF Dataset
NSIMLOD	DTLOD	*	Changes in one or more Load Library
NSIMHCK	DTHCK	*	Named System Health Checker State Changes
NSIMMBR	DTMBR		Named Member Dataset Changes
NSIMCSD	DT CSD		CICS/CSD Configuration Dataset Changes
NSIMIMS	DTIMS		IMS Control Region Starting Procedure Changes
NSIMI FO	DTI FO		Changes in Image FOCUS Message Summary
NSIMAPF	DTAPF		Changes in APF Dataset Authorization
NSIMPAK	DTPAK		IFO IPL Configuration Package Changes
NSIMXCF	DTXCF		Cross Coupling Facility Changes
NSIMPPT	DTPPT		Changes in the Program Properties Table
NSIMCEW	DTCEW		Changes in Control Journal Content

\* is used to indicate that this Detector was introduced in the prior release.



## 1.7 System Requirements

### 1.7.1 Prerequisites

To use any Supplemental Detector, you will need Integrity Controls Environment (ICE) 14.0 and z/OS V2R1 or higher, VTAM and ISPF. You can access the latest ICE download from the NewEra Web Site at [www.newera.com](http://www.newera.com).

### 1.7.2 The License Key

A single License Key is needed to activate the Integrity Controls Environment (ICE). No additional License Keys are required to activate the Level One – Supplemental Detectors when used in conjunction with the ICE Viewer. To unlock and activate the full suite of Detectors the Supplementals License Key is required. All License Keys must be inserted in the ICE Configuration Member NSEPRM00.

## 1.8 Solving Real-World Problems

- “...when we installed and customized the Control Editor, we noticed that certain critical z/OS Control Points, Load Modules for example, IODF Dataset, Health Checker and DB2 to name just a few, were not monitored for changes. We discussed this with NewEra and were really pleased when they announced the availability of the Supplemental Detectors to fill these control gaps. Using the Detectors we can now monitor each at intervals that we define: Health Checker hourly, Load Modules daily, IODF weekly, DB2 monthly. The details associated with specific detected changes are sent via email to the responsible team for follow-up. By optionally posting each detected change to the Control Journals, we are assured a complete and accurate change history is always at our fingertips for each z/OS system.” Thanks NewEra, problem solved.
- “...money is always a problem in our shop, it’s become a way of life to look for the best value, highest return on investment in everything we do. We’ve been following NewEra and its z/OS Inspection Technology for a long time and were convinced it could help us guard against future IPL failures. We wrote and submitted our justification for approval, but management just couldn’t give the ‘Green Light’ because of other financial priorities. I am happy to say that the IPLCheck Family solved all financial concerns. We acquired a license only for our six production LPARs. Management now thinks of LPAR Inspection as *MUST HAVE*.” LPARs protected; management happy. Problem solved.
- “...the thing we like best about the way NewEra is approaching the distribution of its system software environment and applications is that it allowed us to get started with minimal effort and expense, focusing on what we believed to be our most critical issue, LPAR integrity. As we get comfortable with the process we can, at any time, move on to more global z/OS concerns: Sysplex and Sub-System Inspections, Baselines, Change Detection, Release Analysis, Compensating Configuration Control and IODF Configuration Management. We’re not at all certain we’ll ever need them, but our business is growing and that to us means more regulations and more oversight. It’s good to know that the tools we’ll need to solve these complex problems are already installed and available.” LPARs protected, future assured. Problem solved.

## 2 Table of Contents

<b>1 Foreword .....</b>	<b>2</b>
1.1 Copyright, Trademark and Legal Notices .....	2
1.1.1 Copyrights.....	2
1.1.2 License Agreement.....	2
1.1.3 Trademarks and Copyrights of Others.....	2
1.2 General Information .....	3
1.2.1 Who Should Read this Document.....	3
1.2.2 Other Documents and Resources.....	3
1.2.3 Reporting Problems.....	3
1.3 Technical Support Information .....	4
1.4 About The Supplemental Detectors .....	5
1.5 Limitations of The Supplemental Detectors.....	6
1.6 Enhancements.....	7
1.6.1 Enhancements in This Release.....	7
1.6.2 Enhancements in Prior Release.....	7
1.7 System Requirements.....	9
1.7.1 Prerequisites.....	9
1.7.2 The License Key.....	9
1.8 Solving Real-World Problems .....	10
<b>2 Table of Contents .....</b>	<b>11</b>
<b>3 The ICE Environment.....</b>	<b>16</b>
3.1 Image FOCUS .....	16
3.2 The Control Editor.....	17
3.3 The Supplementals.....	17
3.4 The IPLCheck Family.....	17
3.5 The ICE Viewer.....	17
3.6 ICE Primary Menu .....	18
3.7 TCE Primary Menu .....	19
3.7.1 Dataset.....	19
3.7.2 Journal.....	19
3.7.3 Control.....	20
3.8 The Detector Primary Menu .....	21
3.8.1 Set up Background Reports.....	21
3.8.2 View Latest Report.....	21
3.8.3 Cycle for New Report .....	23

<b>4</b>	<b>Getting Started with The Detectors.....</b>	<b>24</b>
4.1	Activating the Detector Applications.....	24
4.1.1	The NSWCEFM Started Task.....	25
4.2	Configuring the Detectors .....	25
4.3	Detectors on Remote Systems .....	25
4.4	The Image Manager.....	26
4.4.1	The ICE Viewer Access Point .....	26
4.4.2	Setup and Configuration .....	27
4.4.3	Sample Activation from NSEDET00 .....	28
4.4.4	Compare Points .....	29
4.4.5	Baseline Elements .....	30
4.4.6	Change Detection and Notification.....	32
4.4.7	A Full Image Manager Report.....	33
4.5	The Detector Applications.....	37
4.5.1	NSIMSVCX - z/OS System SVCS.....	37
4.5.2	NSIMVOLX - System DASD Volumes .....	37
4.5.3	NSIMLODX - Module Libraries .....	37
4.5.4	NSIMMBRX - Member Datasets.....	37
4.5.5	NSIMIODX - IODF Configuration.....	37
4.5.6	NSIMCHKX - System Health Checks .....	38
4.5.7	NSIMCSDX - CICS CSDS Settings .....	38
4.5.8	NSIMDB2X - DB2 Parameters.....	38
4.5.9	NSIMIMSX - PROCS and PARMS.....	38
4.5.10	NSIMUSRX - System IPL Date/Time.....	38
4.5.11	NSIMDSMX - IBM/RACF Profile.....	39
4.5.12	NSIMACFX - CA/ACF2 Profile .....	39
4.5.13	NSIMTSSX - CA/Top Secret Profile .....	39
4.5.14	NSIMIFOX - Image FOCUS Messages.....	39
4.5.15	NSIMPPTX - Program Properties .....	40
4.5.16	NSIMAPFX - APF Authorization.....	40
4.5.17	NSIMPAKX - Image FOCUS Packages .....	40
4.5.18	NSIMXCFX - Coupling Facility .....	40
4.5.19	NSIMCEWX - TCE Controlled .....	40
4.5.20	NSIMSRC - RACF Sensitive Resources .....	41
4.5.21	NSIMGRP - SYS1 Workgroup, Sub-Group, Users.....	41
4.5.22	NSIMOMV - Unix System Services Resources.....	41
4.5.23	NSIMBPX - HFS and/or z/FS Resources .....	41
4.6	Detector Primary Menu .....	42
4.6.1	Background Reporting .....	43
4.6.2	Report Inventory .....	44
4.6.3	Interactive Executions.....	45
4.7	Detector Change Reports .....	46
4.7.1	Change Summary .....	46
4.7.2	Change Detail.....	47

<b>5</b>	<b>Detector Background Reporting .....</b>	<b>48</b>
5.1	Operational Prerequisites .....	48
5.1.1	NSWCEFM – An ICE Started Task.....	48
5.1.2	ICEWORK Dataset – As Defined in IFOM.....	48
5.1.3	ICEWORK Dataset – As Defined in IFOS.....	48
5.1.4	NSEDET00 – An ICE Control Member .....	49
5.1.5	NSEENS00 – An ICE Control Member.....	49
5.2	Background Reporting Options .....	50
5.2.1	Settings.....	50
5.2.2	Content.....	50
5.2.3	Reports.....	51
5.3	Settings – Intervals and Notification .....	51
5.3.1	See Setting Background Options Interactively.....	51
5.4	Content - Report Content Specification .....	51
5.4.1	Update .....	52
5.4.2	Edit.....	52
5.4.3	Browse .....	52
5.5	Reports - Background Report Selection .....	53
5.5.1	Display a Report.....	53
5.5.2	Store a Report .....	54
5.5.3	Print a Report.....	54
5.5.4	Remove a Report.....	54
<b>6</b>	<b>Setting Background Options Interactively. ....</b>	<b>55</b>
6.1	Interactive Reporting.....	55
6.2	Report Activation and Settings Update.....	56
6.3	Cycles/Interval Selection.....	56
6.3.1	Day .....	56
6.3.2	Wks.....	57
6.3.3	Mth.....	57
6.4	Email Notification .....	58
6.4.1	Subject.....	58
6.4.2	Recipient(s).....	58
6.4.3	Sender.....	59
6.5	Execution Defaults and Options .....	59
6.5.1	EMAIL - Detail .....	59
6.5.2	ALTDS - Report HLQ.....	59
6.5.3	JPOST - JRLPost.....	60
6.5.4	ONLY - CngOnly.....	60
6.5.5	SAVER - Retain.....	60
<b>7</b>	<b>Configuration Keywords Explained .....</b>	<b>61</b>

7.1	Operational Keyword Options .....	61
7.2	Cycles and Intervals Keyword Options.....	61
7.3	Common Detector Keyword Options .....	62
7.3.1	Global Keyword Option - GLB.....	62
7.3.2	Detector Keyword - ONLY .....	63
7.3.3	Detector Keyword - SAVER.....	63
7.3.4	Detector Keyword - ALTDS.....	63
7.3.5	Detector Keyword - BLINE .....	63
7.3.6	Detector Keyword - JPOST.....	64
7.3.7	Detector Keyword - EMAIL.....	64
7.4	Unique Detector Keyword Options .....	65
7.4.1	NSIMLODX – Modules in Libraries .....	65
7.4.2	NSIMMBRX – Member in Datasets.....	67
7.4.3	NSIMIODX – IODF Dataset Elements .....	69
7.4.4	NSIMCHKX - System Health Checks .....	71
7.4.5	NSIMUSRX - System IPL Date/Time.....	74
7.4.6	NSIMCEWX - TCE Control Journal.....	75
7.4.7	NSIMDB2X - DB2 Parameters .....	76
7.4.8	NSIMCSDX - CICS CSDS Settings .....	77
7.4.9	NSIMDSMX - IBM/RACF Profile.....	78
7.4.10	NSIMSVCX - z/OS System SVCS.....	79
7.4.11	NSIMVOLX - System DASD Volumes .....	80
7.4.12	NSIMACFX – CA/ACF2 Profile .....	81
7.4.13	NSIMTSSX – CA/Top Secret Profile .....	85
7.4.14	NSIMIFOX - Image FOCUS Messages.....	86
7.4.15	NSIMPAKX - Image FOCUS Packages .....	87
7.4.16	NSIMXCFX - Coupling Facility.....	88
7.4.17	NSIMAPFX – APF Dataset Authorization.....	89
7.4.18	NSIMPPTX - Program Properties Table.....	89
7.4.19	NSIMIMSX - PROC/PARM.....	90
7.4.20	NSIMOMVX – OMVS/zUNIX Settings and Files.....	92
7.4.21	NSIMBPXX – BPXPRM Datasets and Mount Points.....	94
7.4.22	NSIMGRPX – SYS1 Resource Access.....	96
7.4.23	NSIMHZSX – RACF Sensitive Resources .....	97
<b>8</b>	<b>Installing on a Remote System or LPAR.....</b>	<b>99</b>
8.1	The ICE Remote Environment Procedure – IFOAGNT .....	99
8.2	Remote ICE Configuration Members .....	101
8.2.1	Authoring NEZCHKT.....	101
8.2.2	Starting Related Task – NSEPRMxx.....	101
8.2.3	Report Message Filtering – NSEMSGxx.....	102
<b>9</b>	<b>Sample Configuration Members .....</b>	<b>103</b>
9.1	NSEDET00 Configuration Member .....	103
9.2	NSEENS00 Configuration Member .....	119

10    Index.....128

Detectors 3.0

### 3 The ICE Environment

The Integrity Controls Environment (ICE) is a VTAM Application that provides access to the ICE Applications Image FOCUS, The Control Editor and The Supplementals, The IPLCheck Family and The ICE Viewer.

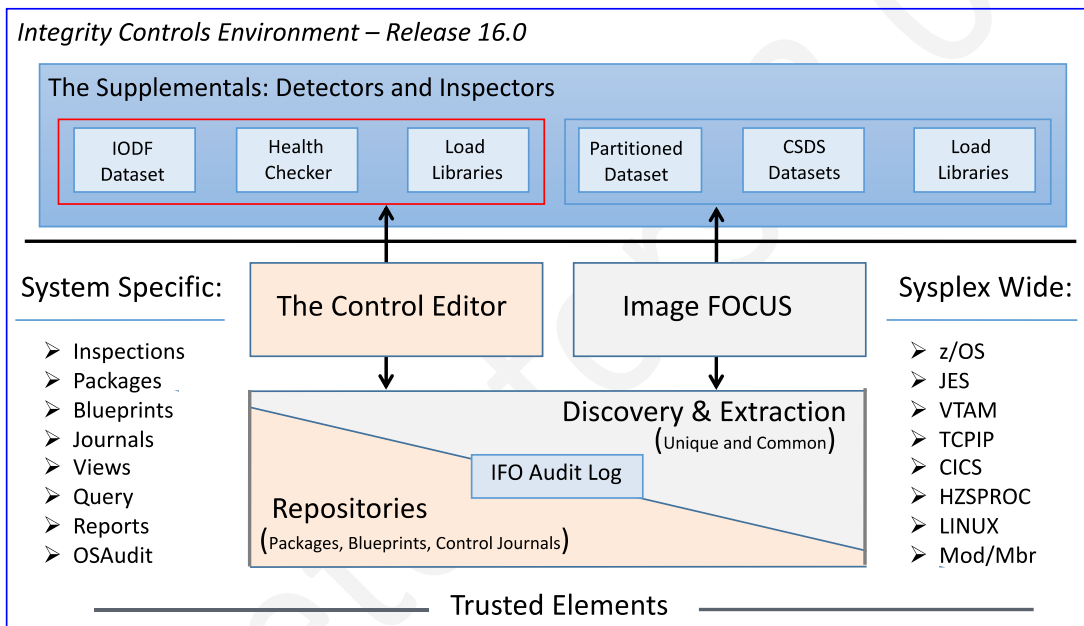


*NewEra Software*

*z/OS Integrity and Compliance*



z/OS Configuration Management and Compliance – ICE 16.0 - Overview



#### 3.1 Image FOCUS

The Image FOCUS Application set automatically discovers, extracts, blueprints and inspects the z/OS configuration components that comprise a Sysplex and its Images. Process findings are shared with other ICE applications including the ICE Viewer. Systematic monitoring of an entire Sysplex and all of its' Images is achieved using the Production View while the effort required for technical staff to advance to a new release of the operating system or a subsystem is mitigated through the use of New Release Analysis.



## 3.2 The Control Editor

The Control Editor is a “Compensating Control” that provides a layer of non-invasive security over the z/OS configuration components housed in defined sets of partitioned datasets. TCE significantly enhances the level of security generally provided by the site’s External Security Manager (ESM). In addition, TCE can be customized to identify the occurrence of specific System and Health Checker Messages as well as record change events detected by the Supplemental Detectors.

One way to envision The Control Editor is to think of it as a “Listener” on a z/OS subsystem interface that allows it to “Hear” all “Events”, identifying all but recording only those that match a predetermined event profile called the *Control List* and optionally logging all events when forensic system analysis is required. These processes require no z/OS modifications, “Hooks” or “Exits” and are totally within the TCE Administrator’s control.

## 3.3 The Supplementals

These optional ICE applications provide both additional Inspection and Monitoring functions that extend the scope of the ICE configuration processing to include: First, the Inspection of Load Libraries, Member Libraries and CSDS Datasets. Second the Detection of changes in IODF Datasets, The Health Checkers, The External Security Managers: RACF, ACF2, Top Secret; DB2, IMS and CICS Configurations, System SVCs, Volumes, Program Property Table, APF Authorization and other z/OS configuration elements.

## 3.4 The IPLCheck Family

The IPLCheck Family is an integrated set of Predictive Failure Analysis (PFA) “Health Checks” that evaluate production and alternate z/OS and sub-system configuration settings against ‘Industry Best Practices’. It is designed to pinpoint the causes of potential system initialization failures and to document dynamic changes in the LNKST, LPALST, APFLST and System Symbols that often limit system resource access in a Post-IPL environment.

## 3.5 The ICE Viewer

The ICE Viewer provides an interactive Focal Point from which individual users may access reports and worksheets derived from findings provided by the IBM Health

Checker for z/OS and the ICE Applications: Image FOCUS, The Control Editor and The Supplementals as they are configured to run on local and/or remote systems.

## 3.6 ICE Primary Menu

The Logon Panel provides access to the ICE Applications. When ICE Applications are licensed the Application Option Names will appear in white text. Those that appear in yellow text are not licensed and cannot be accessed until they are. All ICE Applications are included in the ICE Download so that they can be turned on at any time, without additional download or installation steps, by requesting a License Key from NewEra Technical Support.

```

ICE 18.0 - The Integrity Control Environment

P  Production  - Image Focus Production      Userid   - PROBI1
W  Workbench   - Image Focus Workbench       Time    - 17:24
R  Recovery    - Image Focus Recovery         Terminal - 3278
C  Control     - TCE Administration/Selections System   - S0W1
V  Viewer      - IPLCheck Results Focal Point Applid  - IFOP
D  Definitions - Definitions & Settings       Image Focus 18.0
                                           Patch Level 00

*****
* Control Task: DOWN      *
* Recovery   : DOWN      *
*****

X  Exit        - Terminate

NewEra Software, Inc.
Our Job? Help you make repairs, avoid problems, and improve IPL integrity.

```

The Logon Panel shown above is as it would appear to a “Full” ICE user. Note: all ICE Applications are accessible.

To reach The Control Editor Administration Interface, enter the option character “C” on the command line and press enter.

### 3.7 TCE Primary Menu

The Control Editor's change detection and journaling functions operate in both the ISPF and ICE environments; the administrative functions: system configuration and journal control and display and reporting options operate only within the ICE environment. They may all be accessed via the TCE Primary Menu.

```

TCE 18.0 Administration / Selections

D   Dataset      - Controlled Datasets by Category      Userid   - PROBI1
J   Journal      - An Inventory of Control Journals      Time     - 12:21
C   Control      - Control Settings and Options          Terminal - 3278
                                           System    - SOW1
                                           Applid   - IFOP
                                           Image Focus 18.0
                                           Patch Level 00

X   Exit         - Return to the ICE Primary Menu

NewEra Software, Inc.
Our Job? Help you make repairs, avoid problems, and improve IPL integrity.

```

#### 3.7.1 Dataset

Datasets managed by The Control Editor are called "Controlled" or "Boundary" Datasets. To be either, a dataset must be defined to The Control Editor's "Control List" by specifying the details of the list in the NSECTLxx Configuration member. Once correctly defined, members found within Controlled Datasets, called "Control Members" or "Control Points", will fall under the control and management of The Control Editor. This panel option provides access to the Control Datasets by Dataset Category allowing you, the TCE Administrator, to drill-down to each individual dataset and its members.

#### 3.7.2 Journal

Controlled Events defined to TCE are captured and stored in Control Journals as they occur when The Control Editor is actively operating under either ICE and/or TSO. The HLQ of these Control Journals, their allocation and operational parameters are controlled by the configuration member NSEJRNxx. This panel function gives you access to the content of the Control

Journals allowing you, the TCE Administrator, to spot event trends, set up background reports, and perform ad hoc queries against Control Journal Data.

### 3.7.3 Control

These functions allow you to control the configuration of the TCE Environment its Event Boundaries, Padlock Control, Event Notices and Journaling. In addition the Advanced Functions give you access to The Supplemental Detector Primary Menu for the Running System or any other system you would configure.

The optional Supplemental Detectors are designed to extend the scope of configuration change detection within the Integrity Controls Environment (ICE). Each Detector creates specific z/OS configuration baselines and subsequently, at user-defined intervals, compares existing baselines with newly discovered configuration settings. Changes detected, if any, form the content of Background Change Reports. The panel option gives you, the TCE Administrator, access to the Detector Interface Worksheet. Using the Worksheet and supporting functions you define the supplemental scope within your zEnterprise environment.

### 3.8 The Detector Primary Menu

The Detector Interface Worksheet provides direct access to each detector and its supporting worksheet functions - Background Reporting, Report Inventory and Interactive Executions.

Most importantly it highlights the state and status of each Detector, for example whether it is active in the background, the Policies that control it, the date and results of its last background execution, if any and finally whether or not a new Background Report has been created since the last time you visited the worksheet.

```

TCE 18.0 - Supplemental Detector Interface
----- Environment is IFO.IFOP - 17 Local Detectors -----
Row Selections: Set up Background Report View Latest Report Cycle for New Report
- Rec -----Detectors----- Bkg ----Policy---- ---Last Results--- New
S Num -Module- -----Name----- Set -Base- Cyc Eml yy/mm/dd hh:mm Cng Rpt
- 001 NSIMSVCX z/OS System SVCS      Yes Moving Day Yes 21/09/01 08:14 --- Yes
- 002 NSIMVOLX System DASD Volumes   Yes Moving Day Yes 21/09/01 08:21 --- ---
- 003 NSIMLODX Module Libraries      Yes Moving Day Yes 21/09/01 08:28 --- Yes
- 004 NSIMBRX Member Datasets        Yes Moving Day Yes 21/09/01 08:05 Yes Yes
- 005 NSIMIODX IODF Configuration    Yes Moving Day Yes 21/09/01 09:19 --- Yes
- 006 NSIMCHKX System Health Checks  Yes Moving Day Yes 21/09/01 08:45 --- ---
- 007 NSIMCSDX CICS CSDS Settings    Yes Moving Day Yes 21/09/01 09:38 --- Yes
- 008 NSIMDB2X DB2 Parameters        Yes Moving Day Yes 21/09/01 09:26 --- ---
- 009 NSIMMSX IMS PROCS and PARMS    Yes Moving Day Yes 21/09/01 09:37 Yes Yes
- 010 NSIMUSRX System IPL Date/Time  Yes Fixed Mth Yes 21/09/30 12:17 Yes ---
- 011 NSIMDSMX IBM/RACF Profile      Yes Moving Day Yes 21/09/01 09:11 --- Yes
- 012 NSIMIFOX Image FOCUS Messages Yes Moving Day Yes 21/09/01 09:31 --- Yes
- 013 NSIMPPTX Program Properties    Yes Fixed Day Yes 21/09/01 09:39 --- Yes
- 014 NSIMAPFX APF Authorization     Yes Fixed Day Yes 21/09/01 07:46 Yes Yes
- 015 NSIMPAKX Image FOCUS Packages Yes Fixed Day Yes 21/09/01 07:47 --- Yes
- 016 NSIMXCFX Coupling Facility     Yes Fixed Day Yes 21/09/01 08:27 --- Yes
- 017 NSIMCEWX TCE Controlled Events Yes Moving Day Yes 21/09/01 08:36 Yes Yes

Option ===>                                Scroll ===> PAGE

```

When you are in the worksheet, use PFK1 to display Detector Interface specific help.

#### 3.8.1 Set up Background Reports

All Detectors can be run in the background. Each is configured using the NSEDETxx and NSEENSxx Configuration Members. Once a Detector is configured using these members you can use this option to change and/or maintain its individual configuration.

#### 3.8.2 View Latest Report

All Detectors run in the background create and maintain an Inventory of Reports. Use this option to display the Detectors Report Inventory.

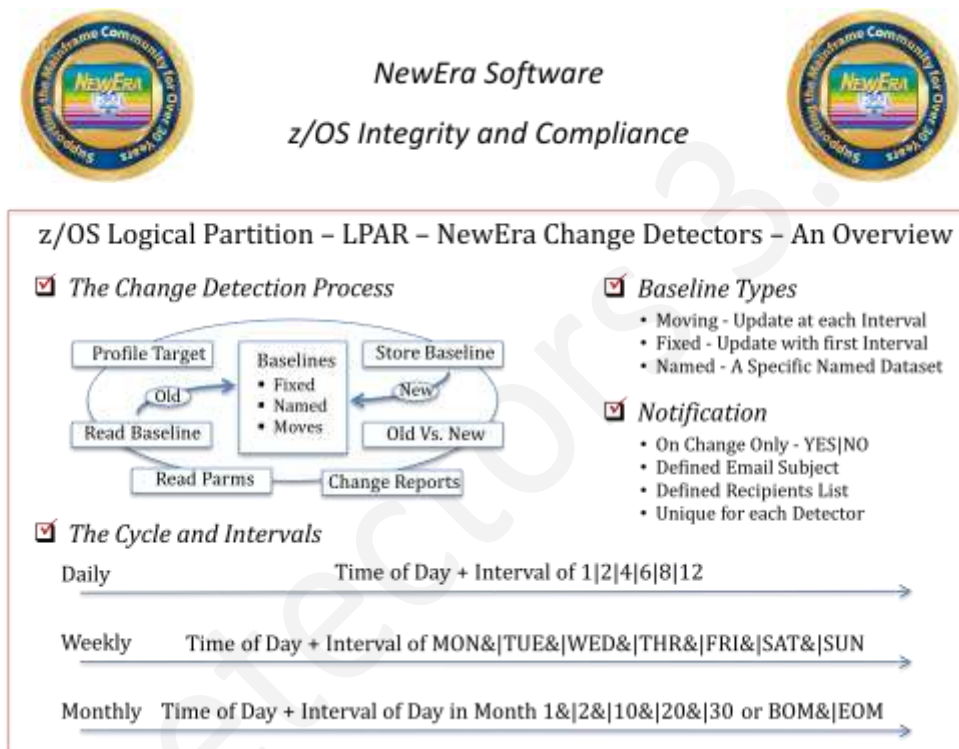
Detectors 3.0

### 3.8.3 Cycle for New Report

This option let you Cycle a Detector in the foreground creating a temporary Change Report. If no changes are found when the current configuration target is compared with the last stored Baseline a note is displayed. If changes are discovered a Detail Change Report is displayed.

## 4 Getting Started with The Detectors

The optional Supplemental Detectors are designed to extend the scope of configuration change detection within the Integrity Controls Environment (ICE). Each Detector creates specific z/OS configuration baselines and subsequently, at user defined intervals compares existing baselines with newly discovered configuration settings. Changes detected, if any, form the content of Change Reports. Change Reports may be optionally sent to a named list of recipients via email and/or posted to the TCE Control Journals ensuring a permanent record of all detected changes, Reports and Notifications.



### 4.1 Activating the Detector Applications

The Detectors are delivered as part of the ICE Download. If you have successfully installed ICE either as part of an Image FOCUS, ICE Viewer or Control Editor Installation all you now need do is start the ICE NSWCEFM Started Task.

Note that an additional License Key, The Supplemental License Key, will be needed to turn on the full-set of Detector Applications.



### 4.1.1 The NSWCEFM Started Task

The NSWCEFM Started Task controls the scheduling of the Supplemental Detectors. If you are licensed for the Supplementals, NSWCEFM will automatically become active. If you are not licensed for the Supplementals the Task will only become active when you uncomment its appearance in the NSEPRM00 Task List and start or restart IFOM.

```

TASK=NSKINIT AUTOINDEX                /* LOCAL 3270 DRIVER */
TASK=NSNLOAD MODULE(IKJEFTSR)          /* AUTHORIZED COMMANDS */
TASK=NSRINIT PROC(IFOBPG) START(NO)    /* SERVICES TASK */
TASK=NSJINIT                            /* JES CONNECTION */
LOAD=NSECSOI                           /* SUBMIT W/SUB=MSTR */
TASK=NSWJSSI                            /* JOURNAL SUBSYSTEM */
TASK=NSWJSTI CTL(00) JRN(00) DET(00)   /* JOURNAL CONTROL */
TASK=NSWSCITL INTERVAL(360)            /* SHARE CONTROL */
TASK=NSWJCTL INTERVAL(120)             /* SHARE CNTL JOURNALS */
TASK=NSWJSCI LOG(ERRORS)               /* CHANGE DETECTION */
TASK=NSWJCDT                           /* CHANGE AUTOMATION */
TASK=NSWOMST                           /* OP CMD LOGGING */
TASK=NSWCEFM                           /* FUNCTION SCHEDULER */
*TASK=FDEMAIN                          /* FDE FOR IFO/ISPF */
*COMPANY=                              /* REQUIRED */
COMPANY=NEWERA SOFTWARE INC. (SITE EDITION)
LICNAUTH=38B92F351A766E (IMAGE FOCUS CORE)
LICNOPT1=E3E932801B91FE (SUBSYSTEM INSPECTORS)
LICNOPT2=FDCBDA5CD89106 (THE SUPPLEMENTALS)

```

## 4.2 Configuring the Detectors

The operational Policies that control Detector configuration and operations, NSEDETxx and NSEESNxx, are found in the ICE ParmLib Dataset. See also the Sample Configuration Members in the Sections of this User Guide title NSEDET00 Configuration Member and NSEESNxx Configuration Member.

## 4.3 Detectors on Remote Systems

When Detector Applications are needed for data collection on remote systems you will need to install ICE on those remote systems and then start the ICE Remote Agent Application Environment by submitting the IFOAGNT PROC. Next, encode the Operational Policies for each required Detector in the ICE Control Members NSEDETxx and NSEENSxx. The Control Members are found in the ICE ParmLib Dataset. See also the section of this User Guide titled *Installing on a Remote System or LPAR*.

## 4.4 The Image Manager

The Inspection Logs of the IPLCheck Family of Predictive Failure Analysis Applications can be used in a broader context as data sources for system baselines and change detection. With this information the optional Detector application - The Image Manager - creates three distinct Image Configuration Baselines for each identified LPAR, one baseline each for the Production and Alternate configurations as discovered (The Moving Baselines) and a startup Snapshot of LPAR Environment as it exists immediately following the most recent IPL (The Fixed Baseline).

### 4.4.1 The ICE Viewer Access Point

All LPARs under surveillance by the Image Manager and all of their Change Reports and Findings may be accessed from a single Access Point configured in the ICE Viewer.

```

VUE 17 - Integrity Control Environment Viewer

C  IPLCore      - Production IPL Configurations      Userid   - PROBI1
P  IPLPlus      - Alternative IPL Configurations      Time     - 16:27
M  Manager      - View Managed Peer Image Changes    Sysplex  - SVSCPLEX
S  StepOne      - Explores all IODF Configurations                System   - S0W1
J  JEvents      - Access a Timeline of Change Events              IFOhlq   - IFOP
Z  zChecks      - z/OS Health Checks for Named Systems            --NSIMVUE 1130--
D  Detects      - Baseline Named z/OS Control Boundaries          Patch Level P0
I  IReport      - Access Image FOCUS Background Inspections

X  Exit         - Return to the ICE Primary Menu

NewEra Software, Inc.
Our Job? Help you make repairs, avoid problems, and improve IPL integrity.

```

#### 4.4.2 Setup and Configuration

The setup and configuration of the Image Manager are defined in the NSEDETxx ICE Parmlib Member using the following Keywords each of which must begin in column TWO of the member.

##### 4.4.2.1 NSIDIPL: ON|OFF

This Keyword must be set to ON to activate the Image Manager.

##### 4.4.2.2 IPL

This Keyword must precede each of the following sub-keywords.

- PRODHQ – The HLQ.LLQ of the IPLCheck-Core Inspection Log Datasets. Information found in the most recent Log will be used to create the Production System Baseline. A required value.
- STAGHLQ – The HLQ.LLQ of the IPLCheck-Plus Inspection Log Datasets. Information found in the most recent log will be used to create the Alternate System Baseline. A required value.
- BASENDX – The fully qualified name of the dataset defined as the Image FOCUS Background Report Index. The Background Report dataset named in the index dataset (the last background report) can be used to build the Baseline Snapshot. This is an optional value. By Default the IPLCheck-Core Inspection Log is used to build the Baseline Snapshot.
- BASEDSN – The qualified name of an Image FOCUS Inspection Log that is to be used to build the Baseline Snapshot. This is an optional value. By Default the IPLCheck-Core Inspection Log is used to build the Baseline Snapshot.
- COMPARE – BASENDX|BASEDSN – Used to define which of the optional sources will be used to build the Snapshot Baseline. This is an optional value. By Default the IPLCheck-Core Inspection Log is used to build the Baseline Snapshot.
- BASEHLQ – By default the HLQ.LLQ defined during the installation of the ICE environment is used as the dataset prefix for reports and temporary datasets created by the Image Manager. This optional HLQ.LLQ value can be used to override the default.

## 4.4.3 Sample Activation from NSEDET00

```

*-----*
*               IMAGE MANAGER ACTIVATION KEYWORDS               *
*-----*
*
*NSIDIPL: ON|OFF - IPLCHECK AND ALT BASELINE/CHANGE REPORTING
*
*IPL sub_keyword - MUST BE IN COLUMN 2 AND PRECEDE EACH SUB-KEYWORD
*
*   <>SUB-KEYWORDS:
*
*   PRODHQ - THE HLQ.LLQ OF THE INSPECTION LOG CREATED BY IPLCHECK
*             CORE FOR THE PRODUCTION SYSTEM - REQUIRED.
*   STAGHLQ - THE HLQ.LLQ OF THE INSPECTION LOG CREATED BY IPLCHECK
*             ALT FOR THE ALTERNATIVE SYSTEM - REQUIRED.
*   BASENDX - THE FULLY QUALIFIED NAME OF THE IMAGE FOCUS BACKGROUND
*             REPORT INDEX. ITS CONTAIN VALUE COULD BE USED AS THE
*             BASELINE CONFIGURATION SNAPSHOT - OPTIONAL.
*   BASEDSN - A FULLY QUALIFIED IMAGE FOCUS BACKGROUND INSPECTION
*             THAT COULD BE THE CONFIGURATION SNAPSHOT - OPTIONAL.
*   COMPARE BASENDX|BASEDSN - DEFINES WHICH OF THE POSSIBLE SOURCES
*                             WILL BE USED AS SNAPSHOTS - OPTIONAL.
*                             IF NOT DEFINED PRODHQ WILL BE USED
*                             AND UPDATED WITH EACH NEW IPL.
*   BASEHLQ - DEFINES THE HLQ.LLQ OF TEMPORARY DATASETS - OPTIONAL.
*-----*
*               SAMPLE IMAGE MANAGER ACTIVATION                 *
*-----*
*
*NSIDIPL: ON /* A GENERAL SYNTAX EXCEPTION - MUST BEGIN IN COLUMN 2 */
*
*   IPL PRODHQ= HLQ.LLQ.IPLCHECK
*   IPL STAGHLQ= HLQ.LLQ.IPLALT
*   *IPL BASENDX= HLQ.LLQ.REPORT.INDEX
*   *IPL BASEDSN= HLQ.LLQBG.REPORT.D2016307.T1138246
*   *IPL COMPARE= BASEDSN|BASENDX
*   *IPL BASEHLQ= HLQ.LLQ
*-----*

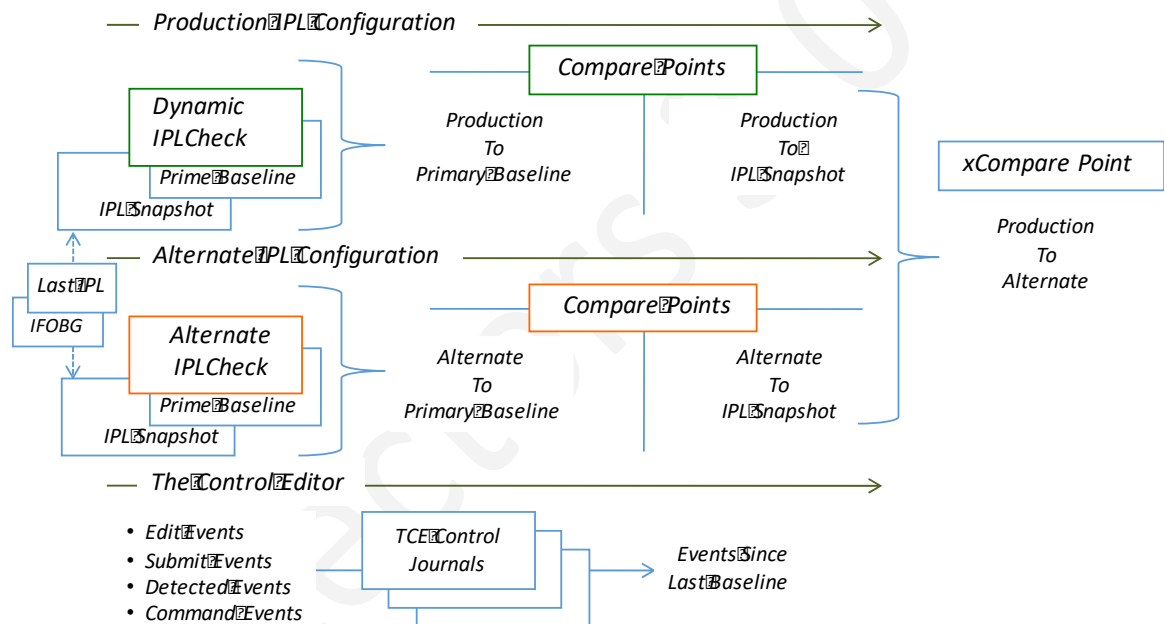
```

#### 4.4.4 Compare Points

This results in five unique Compare Points:

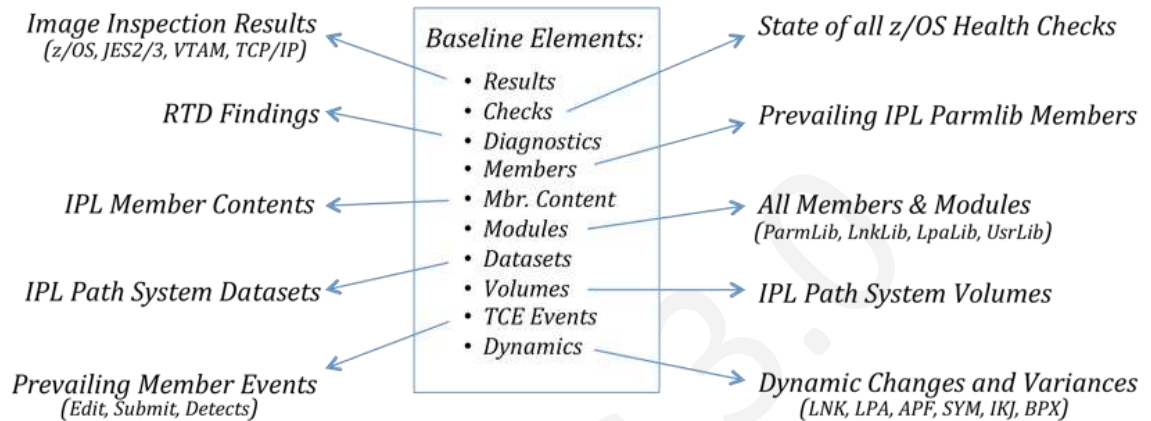
1. Production Settings vs. Production Baseline
2. Production Settings vs. Production Snapshot
3. Alternate Settings vs. Alternate Baseline
4. Alternate Settings vs. Alternate Snapshot
5. Production Settings vs. Alternate Settings

These individual distinct compare points are highlighted in the diagram shown below:



#### 4.4.5 Baseline Elements

With each execution of the IPLCheck Applications configuration changes, if any, are identified and reported via email, text or console message against 10 specific Baseline Element profiles for each LPAR:



##### 4.4.5.1 Results

Results are member by member inspection exceptions as reported by IPLCheck as of the most recent Image Inspection.

##### 4.4.5.2 Checks

Individual Check findings as reported by the z/OS Health Checker as of the current execution of the Image Manager.

##### 4.4.5.3 Diagnostics

Current recommendations as reported by the z/OS Run Time Detector as of the current execution of the Image Manager.

##### 4.4.5.4 Members

All members discovered along the IPL Path of the targeted LPAR, prevailing members, their state and status as of the most recent Image Inspection.

##### 4.4.5.5 Mbr. Content

The full content all prevailing members

### 4.4.5.6 Modules

A statistical analysis of all Members found in ParmLib and Modules found in the LPAList, LNKList, USRList, and APFList.

### 4.4.5.7 Datasets

All System Datasets referenced along the IPL Path as discovered during the last Image Inspection.

### 4.4.5.8 Volumes

All System Volumes referenced along the IPL Path as discovered during the last Image Inspection.

### 4.4.5.9 TCE Events

All TCE Edit Events, related directly to members prevailing along the IPLPath, as discovered during the last Image Inspection.

### 4.4.5.10 Dynamics

Dynamic changes related to the LNKList, LPAList, APFList, Symbols, IKJTSOxx and BPXPRMxx

### 4.4.6 Change Detection and Notification

Upon the identification of changes the Image Manager may be configured to optionally send notification of the change to a designated set of recipients. Notifications sent via email may include, as an attachment, either a Summary of Changes or a Full Detail Change Report. Notices sent via Text (SMS) will include a pointer to the Full Detail Change Report. Notices sent via WTOR will include a single line of text indicating process findings.

A typical email transmittal showing a summary of discovered changes is shown below. A detail change report is attached.

From: NewEra Support  
 Subject: **IMAGE Manager - S0W1**  
 Date: October 16, 2017 5:12:54 PM PST  
 To: lfo@newera.com  
 Reply-To: lfo@newera.com  
 1 Attachment, 13.4 KB [Save](#) [Quick Look](#)

```

TCE0000I IPL CONFIGURATION ANALYSIS - S0W1 - DATE: 20171016 TIME:19:09:39
TCE0000I NEWERA - NSIDIPL DETECTOR - VERSION:TCE 15.0 - NSIDIPL P1 - M10/D16/Y17
TCE0000I OVERVIEW OF SYSTEM CONFIGURATION UPDATES AND CHANGES-----
TCE0000I |
TCE0000I | Recent System Configuration Updates and Changes |
TCE0000I |-----|
TCE0000I | SMFID:S0W1 | OVERVIEW OF RECENT CONFIGURATION CHANGES |
TCE0000I |-----|
TCE0000I | | Production | Alternate | |
TCE0000I | IPLCheck Baseline | Prime | Snaps | Prime | Snaps | Cross Systems |
TCE0000I |-----|
TCE0000I |--baseline_elements--|
TCE0000I | Inspection Findings | --- | CNG | --- | CNG | --- |
TCE0000I | z/OS Health Checks | --- | --- | --- | --- | --- |
TCE0000I | Runtime Diagnostics | --- | --- | --- | --- | --- |
TCE0000I | Prevailing Members | --- | --- | --- | --- | --- |
TCE0000I | Full Member Content | --- | --- | --- | --- | --- |
TCE0000I | System Modules | --- | CNG | --- | CNG | --- |
TCE0000I | System Datasets | --- | --- | --- | --- | --- |
TCE0000I | System Volumes | --- | --- | --- | --- | --- |
TCE0000I | TCE Journal Events | --- | --- | --- | --- | --- |
TCE0000I | Dynamic Changes | --- | --- | --- | --- | --- |
TCE0000I |-----|
  
```

THE FULL IMAGE MANAGER REPORT IS ATTACHED.





## 4.4.7 A Full Image Manager Report

The Compare Point sub-sections within this report are highlighted for emphasis. The changes discovered within a given Compare Point, if any, are highlighted and denote the level of detail provided.

```

TCE0000I IPL CONFIGURATION ANALYSIS - SOW1 - DATE:20210929 TIME:18:21:13
TCE0000I NEWERA - NSIDIPL DETECTOR - VERSION:TCE 18.0 - NSIDIPL P1 - M09/D28/Y19
|
TCE0000I OVERVIEW OF SYSTEM CONFIGURATION UPDATES AND CHANGES-----+
|
TCE0000I +-----+
TCE0000I |          Recent System Configuration Updates and Changes          |
TCE0000I +-----+
TCE0000I |          SMFID:SOW1          |          OVERVIEW OF RECENT CONFIGURATION CHANGES          |
TCE0000I +-----+
TCE0000I |          |          Production          |          Alternate          |
TCE0000I | | IPLCheck Baseline | +-----+ |          Cross Systems |
TCE0000I |          |          Prime | Snaps | Prime | Snaps |
TCE0000I +---baseline_elements---+-----+
TCE0000I | Inspection Findings | --- | --- | --- | CNG | ----- |
TCE0000I | z/OS Health Checks | --- | --- | --- | --- | ----- |
TCE0000I | Runtime Diagnostics | --- | --- | --- | --- | ----- |
TCE0000I | Prevailing Members | --- | --- | --- | CNG | ----- |
TCE0000I | Full Member Content | --- | --- | --- | CNG | CHANGES |
TCE0000I | System Modules      | --- | --- | --- | CNG | CHANGES |
TCE0000I | System Datasets      | --- | --- | --- | CNG | CHANGES |
TCE0000I | System Volumes       | --- | --- | --- | --- | ----- |
TCE0000I | TCE Journal Events   | --- | --- | --- | --- | ----- |
TCE0000I | Dynamic Changes      | --- | --- | --- | --- | ----- |
TCE0000I +-----+
|
TCE0000I PRODUCTION CONFIGURATION vs ITS PRIMARY BASELINE-----+
|
TCE0000I OLD PROFILE DATED:21/09/29 TIME:8:19:51
TCE0000I NEW PROFILE DATED:21/09/29 TIME:8:21:13
|
TCE0000I +-----+
TCE0000I |          SMFID:SOW1          |          CONFIGURATION CHANGE HISTORY AND TREND          |
TCE0000I +-----+
TCE0000I |          DATES          | 09/29 | --/-- | --/-- | --/-- | --/-- | --/-- | --/-- |
TCE0000I |          TIMES          | 18:21 | --:-- | --:-- | --:-- | --:-- | --:-- | --:-- |
TCE0000I +-----+
TCE0000I |          TOTAL          | 000 | --- | --- | --- | --- | --- | --- |
TCE0000I +---prods/prime---+-----+
TCE0000I | Inspection Findings | --- | --- | --- | --- | --- | --- | --- |
TCE0000I | z/OS Health Checks | --- | --- | --- | --- | --- | --- | --- |
TCE0000I | Runtime Diagnostics | --- | --- | --- | --- | --- | --- | --- |
TCE0000I | Prevailing Members | --- | --- | --- | --- | --- | --- | --- |
TCE0000I | Full Member Content | --- | --- | --- | --- | --- | --- | --- |
TCE0000I | System Modules      | --- | --- | --- | --- | --- | --- | --- |
TCE0000I | System Datasets      | --- | --- | --- | --- | --- | --- | --- |
TCE0000I | System Volumes       | --- | --- | --- | --- | --- | --- | --- |
TCE0000I | TCE Journal Events   | --- | --- | --- | --- | --- | --- | --- |
TCE0000I | Dynamic Changes      | --- | --- | --- | --- | --- | --- | --- |
TCE0000I +-----+
|
TCE0000I PRODUCTION CONFIGURATION vs ITS SNAPSHOT BASELINE-----+
|
TCE0000I OLD PROFILE DATED:21/09/29 TIME:8:19:51
TCE0000I NEW PROFILE DATED:21/09/29 TIME:8:21:13
|
TCE0000I +-----+
TCE0000I |          SMFID:SOW1          |          CONFIGURATION CHANGE HISTORY AND TREND          |
TCE0000I +-----+

```

```

TCE0000I |          DATES          |09/29|--/--|--/--|--/--|--/--|--/--|--/--|--/--|
TCE0000I |          TIMES          |18:21|--:--|--:--|--:--|--:--|--:--|--:--|--:--|
TCE0000I +-----+-----+-----+-----+-----+-----+-----+-----+
TCE0000I |          TOTAL          | 000 | --- | --- | --- | --- | --- | --- | --- |
TCE0000I +-----prods/snaps-----+-----+-----+-----+-----+-----+-----+
TCE0000I | Inspection Findings    | --- | --- | --- | --- | --- | --- | --- | --- |
TCE0000I | z/OS Health Checks     | --- | --- | --- | --- | --- | --- | --- | --- |
TCE0000I | Runtime Diagnostics    | --- | --- | --- | --- | --- | --- | --- | --- |
TCE0000I | Prevailing Members     | --- | --- | --- | --- | --- | --- | --- | --- |
TCE0000I | Full Member Content    | --- | --- | --- | --- | --- | --- | --- | --- |
TCE0000I | System Modules         | --- | --- | --- | --- | --- | --- | --- | --- |
TCE0000I | System Datasets        | --- | --- | --- | --- | --- | --- | --- | --- |
TCE0000I | System Volumes         | --- | --- | --- | --- | --- | --- | --- | --- |
TCE0000I | TCE Journal Events     | --- | --- | --- | --- | --- | --- | --- | --- |
TCE0000I | Dynamic Changes        | --- | --- | --- | --- | --- | --- | --- | --- |
TCE0000I +-----+-----+-----+-----+-----+-----+-----+
|
TCE0000I ALTERNATE CONFIGURATION vs ITS PRIMARY BASELINE-----+
|
TCE0000I OLD PROFILE DATED:21/09/29 TIME:8:19:51
TCE0000I NEW PROFILE DATED:21/09/29 TIME:8:21:13
|
TCE0000I +-----+-----+-----+-----+-----+-----+-----+
TCE0000I |          SMFID:S0W1          |          CONFIGURATION CHANGE HISTORY AND TREND          |
TCE0000I +-----+-----+-----+-----+-----+-----+-----+
TCE0000I |          DATES          |09/29|--/--|--/--|--/--|--/--|--/--|--/--|--/--|
TCE0000I |          TIMES          |18:21|--:--|--:--|--:--|--:--|--:--|--:--|--:--|
TCE0000I +-----+-----+-----+-----+-----+-----+-----+
TCE0000I |          TOTAL          | 000 | --- | --- | --- | --- | --- | --- | --- |
TCE0000I +-----alter/prime-----+-----+-----+-----+-----+-----+
TCE0000I | Inspection Findings    | --- | --- | --- | --- | --- | --- | --- | --- |
TCE0000I | z/OS Health Checks     | --- | --- | --- | --- | --- | --- | --- | --- |
TCE0000I | Runtime Diagnostics    | --- | --- | --- | --- | --- | --- | --- | --- |
TCE0000I | Prevailing Members     | --- | --- | --- | --- | --- | --- | --- | --- |
TCE0000I | Full Member Content    | --- | --- | --- | --- | --- | --- | --- | --- |
TCE0000I | System Modules         | --- | --- | --- | --- | --- | --- | --- | --- |
TCE0000I | System Datasets        | --- | --- | --- | --- | --- | --- | --- | --- |
TCE0000I | System Volumes         | --- | --- | --- | --- | --- | --- | --- | --- |
TCE0000I | TCE Journal Events     | --- | --- | --- | --- | --- | --- | --- | --- |
TCE0000I | Dynamic Changes        | --- | --- | --- | --- | --- | --- | --- | --- |
TCE0000I +-----+-----+-----+-----+-----+-----+-----+
|
TCE0000I ALTERNATE CONFIGURATION vs ITS SNAPSHOT BASELINE-----+
|
TCE0000I OLD PROFILE DATED:21/09/28 TIME:8:19:51
TCE0000I NEW PROFILE DATED:21/09/28 TIME:8:21:13
|
TCE0000I +-----+-----+-----+-----+-----+-----+-----+
TCE0000I |          SMFID:S0W1          |          CONFIGURATION CHANGE HISTORY AND TREND          |
TCE0000I +-----+-----+-----+-----+-----+-----+-----+
TCE0000I |          DATES          |09/29|--/--|--/--|--/--|--/--|--/--|--/--|--/--|
TCE0000I |          TIMES          |18:21|--:--|--:--|--:--|--:--|--:--|--:--|--:--|
TCE0000I +-----+-----+-----+-----+-----+-----+-----+
TCE0000I |          TOTAL          | 005 | --- | --- | --- | --- | --- | --- | --- |
TCE0000I +-----alter/snaps-----+-----+-----+-----+-----+-----+
TCE0000I | Inspection Findings    | -D- | --- | --- | --- | --- | --- | --- | --- |
TCE0000I | z/OS Health Checks     | --- | --- | --- | --- | --- | --- | --- | --- |
TCE0000I | Runtime Diagnostics    | --- | --- | --- | --- | --- | --- | --- | --- |
TCE0000I | Prevailing Members     | -D- | --- | --- | --- | --- | --- | --- | --- |
TCE0000I | Full Member Content    | -C- | --- | --- | --- | --- | --- | --- | --- |
TCE0000I | System Modules         | -C- | --- | --- | --- | --- | --- | --- | --- |
TCE0000I | System Datasets        | -D- | --- | --- | --- | --- | --- | --- | --- |
TCE0000I | System Volumes         | --- | --- | --- | --- | --- | --- | --- | --- |
TCE0000I | TCE Journal Events     | --- | --- | --- | --- | --- | --- | --- | --- |
TCE0000I | Dynamic Changes        | --- | --- | --- | --- | --- | --- | --- | --- |
TCE0000I +-----+-----+-----+-----+-----+-----+-----+
|
TCE0000I <> CHANGES IN INSPECTION FINDINGS:
|
TCE0000I Line Cng  Member  Rsl  UpUser  UpDate  UpTime  Volume  Dataset

```

```

TCE0000I -----
TCE0000I 0001 DEL JES2420A WAR JOHNWD 09/01/19 08:26:00 VTLVL0 LVL0.PARMLIB
|
TCE0000I <> PREVAILING PARMLIB MEMBER CHANGES:
|
TCE0000I Line Cng Member Rsl UpUser UpDate UpTime Dataset
TCE0000I -----
TCE0000I 0001 DEL JES2420A WAR JOHNWD 09/01/19 08:26:00 VTLVL0 LVL0.PARMLIB
|
TCE0000I <> PREVAILING MEMBER CONTENT CHANGES:
|
TCE0000I Line Cng Member Member Content
TCE0000I -----
TCE0000I 0001 ADD NOP
TCE0000I
TCE0000I 0001 DEL JES2420A /*****
TCE0000I 0002 DEL JES2420A /** JES2 INITIALIZATION PARAMETERS.
TCE0000I 0003 DEL JES2420A /**
TCE0000I 0004 DEL JES2420A /** REVISIONS:
TCE0000I 0005 DEL JES2420A /**
TCE0000I 0006 DEL JES2420A /** 02/04/05 - PAULK - CHANGED PRT(3) TO UNIT=203
TCE0000I 0007 DEL JES2420A /** - REMOVED PRT(4)
TCE0000I 0008 DEL JES2420A /** 03/23/03 - RALEY - CHG CKPT VOLUMES
TCE0000I 0009 DEL JES2420A /** 02/18/99 - TODD - CHG JOENUM=2000 & JOEWARN=75
TCE0000I 0010 DEL JES2420A /** 08/19/98 - TODD - ADDED ETPSTOP STC TO AUTO COM
TCE0000I 0011 DEL JES2420A /** 02/15/98 - TODD - CHANGE COMMANDS TO NEW SYNTAX
TCE0000I 0012 DEL JES2420A /** 04/15/95 - BOHART - CHANGE NJE DEFINITIONS
TCE0000I 0013 DEL JES2420A /** 08/19/93 - TRALEY - ADD UNITS TO RDR1 AND PUN1
TCE0000I 0014 DEL JES2420A /** 08/23/92 - TRALEY - CORRECT SVSRDR2 NODE NAME; ST
TCE0000I 0015 DEL JES2420A /** 07/16/92 - TRALEY - INCREASE LINENUM FARM FROM 1
TCE0000I 0016 DEL JES2420A /** NJEDEF
TCE0000I 0017 DEL JES2420A /** 02/28/92 - TRALEY - ADD NJE DEFINITIONS TO CONNEC
|
TCE0000I <> USRLST DATASET MODULE CHANGES:
|
TCE0000I Line Cng Module Alias Size Au AMO RMO Dataset
TCE0000I -----
TCE0000I 0001 DEL NOP
|
TCE0000I <> SYSTEM DATASET CHANGES:
|
TCE0000I Line Cng Class Org SMS Type Volume Dataset
TCE0000I -----
TCE0000I 0001 DEL TCPIP PO NO PDS VPMVSD VENDOR.TCPPARMS
TCE0000I 0002 DEL TCPDATA PS NO SEQ VPMVSB TCPIP.TCPIP.DATA
TCE0000I 0003 DEL CICS PO NO PDS VPDFHC DFH320.SYSIN
|
TCE0000I PRODUCTION CONFIGURATION vs ALTERNATE CONFIGURATION-----+
|
TCE0000I OLD PROFILE DATED:21/09/29 TIME:8:21:13
TCE0000I NEW PROFILE DATED:21/09/29 TIME:8:21:13
|
TCE0000I +-----+
TCE0000I | SMFID:SOW1 | CONFIGURATION CHANGE HISTORY AND TREND |
TCE0000I +-----+
TCE0000I | DATES | 09/29 | --/-- | --/-- | --/-- | --/-- | --/-- | --/-- |
TCE0000I | TIMES | 18:21 | --:-- | --:-- | --:-- | --:-- | --:-- | --:-- |
TCE0000I +-----+
TCE0000I | TOTAL | 003 | --- | --- | --- | --- | --- | --- |
TCE0000I +-----+
TCE0000I | Inspection Findings | --- | --- | --- | --- | --- | --- | --- |
TCE0000I | z/OS Health Checks | --- | --- | --- | --- | --- | --- | --- |
TCE0000I | Runtime Diagnostics | --- | --- | --- | --- | --- | --- | --- |
TCE0000I | Prevailing Members | --- | --- | --- | --- | --- | --- | --- |
TCE0000I | Full Member Content | --C | --- | --- | --- | --- | --- | --- |
TCE0000I | System Modules | --C | --- | --- | --- | --- | --- | --- |
TCE0000I | System Datasets | AD- | --- | --- | --- | --- | --- | --- |
TCE0000I | System Volumes | --- | --- | --- | --- | --- | --- | --- |
TCE0000I | TCE Journal Events | --- | --- | --- | --- | --- | --- | --- |
TCE0000I | Dynamic Changes | --- | --- | --- | --- | --- | --- | --- |

```

```

TCE0000I +-----+-----+-----+-----+-----+-----+-----+
|
TCE0000I <> PREVAILING MEMBER CONTENT CHANGES:
|
TCE0000I Line Cng Member Member Content
TCE0000I -----
TCE0000I 0001 ADD NOP
TCE0000I
TCE0000I 0001 DEL JES2420A /*****
TCE0000I 0002 DEL JES2420A /** JES2 INITIALIZATION PARAMETERS.
TCE0000I 0003 DEL JES2420A /**
TCE0000I 0004 DEL JES2420A /** REVISIONS:
|
TCE0000I <> USRLST DATASET MODULE CHANGES:
|
TCE0000I Line Cng Module Alias Size Au AMO RMO Dataset
TCE0000I -----
TCE0000I 0001 DEL NOP
|
TCE0000I <> SYSTEM DATASET CHANGES:
|
TCE0000I Line Cng Class Org SMS Type Volume Dataset
TCE0000I -----
TCE0000I 0001 ADD JES2 PO NO PDS VPMVSD VENDOR.PROCLIB
TCE0000I 0002 ADD JES2 PO NO PDS VTMVSG SVTSC.PROCLIB
TCE0000I 0003 ADD JES2 PO NO PDS VTLVL0 LVL0.PROCLIB
TCE0000I 0004 ADD JES2 PO NO PDS VIMVSB SYS1.PROCLIB
TCE0000I 0005 DEL RESOLVER PO NO PDS VPMVSD VENDOR.PARMLIB
TCE0000I 0006 DEL TELNET PO NO PDS VPMVSD VENDOR.TCPPARMS
|
TCE0000I END IPL CONFIGURATION ANALYSIS - S0W1.
|
/*****
/*
/* RPTDSN:IFO.IFOP.$TCEDIPL.@S0W1.D2333182 */
/*
/*
/*****
NewEra Software, Inc.
Our Job? Help you avoid problems and improve z/OS integrity.

```

## 4.5 The Detector Applications

Each member of the Detector Application Family of Change Detectors operates independently of all others targeting a specific zEnterprise target. Each Detector is described below:

### 4.5.1 NSIMSVCX - z/OS System SVCS

Uses the ICE utility SVCLOOK to profile and build a baseline of the operational state and status of all system SVCs. The running system is the default target; no other specific system target may be specified.

### 4.5.2 NSIMVOLX - System DASD Volumes

Uses the ICE utility VOLLIST to profile and build a baseline of the operational state and status of all system volumes. The running system is the default target; no other specific system target may be specified.

### 4.5.3 NSIMLODX - Module Libraries

Uses standard LMINIT functions to profile and build a baseline of the current state and status of Load Modules/Objects defined in one or more Load Libraries. One or more specific, fully qualified library list(s) is required.

### 4.5.4 NSIMMBRX - Member Datasets

Uses standard LMINIT functions to profile and build a baseline of the current state and status of Members defined in one or more Partitioned Dataset(s). One or more specific fully qualified Partitioned Dataset list(s) is required.

### 4.5.5 NSIMIODX - IODF Configuration

Uses the system utility CBDMGHCP to extract and then profile and build a baseline of the current state of all IOCP, OSCP and SWCP configurations contained in one or more IODF Datasets. The running system's IODF Dataset is automatically discovered while other fully qualified IODF targets may be added.

#### 4.5.6 NSIMCHKX - System Health Checks

NSIMCHKX uses the ICE utility NSIRHCX to request current System/LPAR status from the IBM Health Checker for z/OS. Profiles the returned information and builds a baseline of the state and status of all checks. The running system is automatically detected. Other remote z/OS systems may be added as needed.

#### 4.5.7 NSIMCSDX - CICS CSDS Settings

NSIMCSDX uses the system utility DFHCSDUP to extract the Group Settings that define the content of one or more CSD Dataset(s). Profiles each Group and builds a baseline of its state and status. The name of one or more fully qualified CSDS dataset(s) is required.

#### 4.5.8 NSIMDB2X - DB2 Parameters

NSIMDB2X uses the system utility DSNTXAZP to extract the active parameters that define an operational DB2 address space. Profiles each and builds a baseline of its state and status. The system ID of each DB2 target is required.

#### 4.5.9 NSIMIMSX - PROCS and PARMS

NSIMIMSX uses standard system catalog procedures to find and profile the IMS PROC used to start the IMS Master Control Region, for example, IMS910.PROCLIB(IMS91CR1). Fully profiles each dataset found within the PROC and builds a baseline of the PROC and the state and status of each included dataset. The fully qualified name of one or more IMS procedure libraries and procedure names is required.

#### 4.5.10 NSIMUSRX - System IPL Date/Time

NSIMUSRX uses standard Rexx programming techniques to extract IPL date and time from system control blocks. It then uses the extracted information to create a baseline. The running system is the default target; no other specific system target may be specified.

#### 4.5.11 NSIMDSMX - IBM/RACF Profile

NSIMDSMX uses the ICE utility NEZSSPI (NEZSSPI must be added as an authorized command, AUTHCMD, to LPAR's IKJTSO member) to request one or more RACF Reports then profiles each requested report and creates a baseline of them. The running system RACF system is the default target; no other specific system target may be specified. Auditor Authorization of the ICE Address Space is required.

#### 4.5.12 NSIMACFX – CA/ACF2 Profile

NSIMACFX uses the ICE utility NEZSSPI (NEZSSPI must be added as an authorized command, AUTHCMD, to LPAR's IKJTSO member) to request one or more CA ACF2 Reports. Profiles each report and then creates a baseline. The running system CA ACF2 system is the default target; no other specific system target may be specified. Auditor Authorization of the ICE Address Space is required.

#### 4.5.13 NSIMTSSX – CA/Top Secret Profile

NSIMTSSX uses the ICE utility NEZSSPI (NEZSSPI must be added as an authorized command, AUTHCMD, to LPAR's IKJTSO member) to request one or more CA Top Secret Reports. Profiles each report and then creates a baseline. The running system CA Top Secret system is the default target. No other specific system target may be specified. Auditor Authorization of the ICE Address Space is required.

#### 4.5.14 NSIMIFOX - Image FOCUS Messages

NSIMIFOX uses standard Rexx programming techniques to extract the Image Inspection Message Summary from Image FOCUS Background Inspection Report Clusters. It then uses the extracted information to create and store a baseline of the state of each Image within the Cluster. The fully qualified name of one or more Image FOCUS Background Report Cluster dataset(s) is required.

#### 4.5.15 NSIMPPTX - Program Properties

NSIMPPTX uses standard Rexx programming techniques to extract, by Image, the prevailing SCHEDxx Parmlib Members from Image FOCUS Background Inspection Report Clusters. It then uses the extracted Members to build a baseline of the Program Property Table for each discovered Image. The fully qualified name of one or more Image FOCUS Background Report Cluster dataset(s) is required.

#### 4.5.16 NSIMAPFX - APF Authorization

NSIMAPFX uses standard Rexx programming techniques to extract, by Image, The APF Authorization Report from Image FOCUS Background Inspection Report Clusters. It then uses the extracted Reports to build a baseline of the APF Authorization Process for each discovered Image. The fully qualified name of one or more Image FOCUS Background Report Cluster dataset(s) is required.

#### 4.5.17 NSIMPAKX - Image FOCUS Packages

NSIMPAKX uses standard Rexx programming techniques to extract, by Image, the fully qualified names of the configuration blueprint packages' datasets found in Image FOCUS Background Inspection Report Clusters. It then uses the package dataset name to build a configuration baseline for each discovered Image. The fully qualified name of one or more Image FOCUS Background Report Cluster dataset(s) is required.

#### 4.5.18 NSIMXCFX - Coupling Facility

NSIMXCFX uses standard Rexx programming techniques to extract the Sysplex Inspection found in Image FOCUS Background Inspection Report Clusters. It then uses the extraction to build a configuration baseline of the Sysplex Coupling Datasets. The fully qualified name of one or more Image FOCUS Background Report Cluster dataset(s) is required.

#### 4.5.19 NSIMCEWX - TCE Controlled

NSIMCEWX uses the ICE utility NSIRQJR to query the TCE Control Journals for all Controlled Events by Event Class. It then uses the extraction to build a



baseline of Journal Events by Event Class. The running system Control Journal Set is the default target; no other specific system target may be specified.

#### 4.5.20 NSIMSRC – RACF Sensitive Resources

Directs a query for the current state, status and full racf\_sensitive\_resource health check last created by the IBM Health Checker for z/OS for the LPAR on which the Detector is running. Changes in APF List, Authorized Callers and other critical security areas are reported.

#### 4.5.21 NSIMGRP – SYS1 Workgroup, Sub-Group, Users

This Detector uses standard calls to RACF ('LG SYS1') to create a baseline of the Groups, Sub-Groups and Individuals that have access the SYS1 System Resources. Changes in group membership, individuals and their access privileges are reported.

#### 4.5.22 NSIMOMV – Unix System Services Resources

NSIMOMVX identifies change, within the OMVS Resource Class, as reported using *SYSCALL* and *BPXWUNIX* commands with /ETC detail. This Detector is triggered at user defined-intervals and can send notification of OMVS resource changes.

#### 4.5.23 NSIMBPX – HFS and/or z/FS Resources

NSIMBPX identifies and baselines the BPXPRMxx members and the content that was used to initialize and protect the HFS and/or z/FS System Resources. Related USS mount points are identified as are the highest levels of directory permissions.

## 4.6 Detector Primary Menu

The Detector Primary Menu is an Interactive ISPF Worksheet that provides direct access to each detector and their supporting worksheet functions - Background Reporting, Report Inventory and Interactive Executions.

Most importantly it highlights the state and status of each Detector, for example whether it is active in the background, the Policies that control it, the date and results of its last background execution, if any and finally whether or not a new Background Report has been created since the last time you visited the worksheet.

```

TCE 18.0 - Supplemental Detector Interface      Row 1 to 17 of 17
----- Environment is IFO.IFOP - 17 Local Detectors -----
Row Selections:  Set up Background Report  View Latest Report  Cycle for New Report
- Rec -----Detectors----- Bkg ----Policy---- ---Last Results--- New
S Num -Module- -----Name----- Set -Base- Cyc Eml yy/mm/dd hh:mm Cng Rpt
- 001 NSIMSVCX z/OS System SVCS      Yes Moving Day Yes 21/09/01 08:14 --- Yes
- 002 NSIMVOLX System DASD Volumes    Yes Moving Day Yes 21/09/01 08:21 --- ---
- 003 NSIMLODX Module Libraries       Yes Moving Day Yes 21/09/01 08:28 --- Yes
- 004 NSIMMBRX Member Datasets        Yes Moving Day Yes 21/09/01 08:05 Yes Yes
- 005 NSIMIODX IODF Configuration     Yes Moving Day Yes 21/09/01 09:19 --- Yes
- 006 NSIMCHKX System Health Checks   Yes Moving Day Yes 21/09/01 08:45 --- ---
- 007 NSIMCSDX CICS CSDS Settings     Yes Moving Day Yes 21/09/01 09:38 --- Yes
- 008 NSIMDB2X DB2 Parameters         Yes Moving Day Yes 21/09/01 09:26 --- ---
- 009 NSIMIMSX IMS PROCS and PARMS    Yes Moving Day Yes 21/09/01 09:37 Yes Yes
- 010 NSIMUSRX System IPL Date/Time   Yes Fixed Mth Yes 21/09/30 12:17 Yes ---
- 011 NSIMDSMX IBM/RACF Profile       Yes Moving Day Yes 21/09/01 09:11 --- Yes
- 012 NSIMIFOX Image FOCUS Messages   Yes Moving Day Yes 21/09/01 09:31 --- Yes
- 013 NSIMPPTX Program Properties     Yes Fixed Day Yes 21/09/01 09:39 --- Yes
- 014 NSIMAPFX APF Authorization      Yes Fixed Day Yes 21/09/01 07:46 Yes Yes
- 015 NSIMPAKX Image FOCUS Packages   Yes Fixed Day Yes 21/09/01 07:47 --- Yes
- 016 NSIMXCFX Coupling Facility      Yes Fixed Day Yes 21/09/01 08:27 --- Yes
- 017 NSIMCEWX TCE Controlled Events  Yes Moving Day Yes 21/09/01 08:36 Yes Yes

Option ==>

```

Scroll ==> PAGE

When you are in the worksheet, use PFK1 to display Detector Interface specific help.

#### 4.6.1 Background Reporting

Use the “S” Character to display the Background Settings, if any, for the selected Detector. Note that “Yes” will appear in the “Bkg/Set” column of the worksheet when Background Settings are active for a given Detector. See also the section in this User Guide titled *Detector Background Reporting*.

Each detector may be configured to create, post and distribute its corresponding Background Reports. When reports are posted to the Control Journal the following Sub-Classes are used to identify the report.

Sub-Class	Sub-Class Description
DTACF	Background Reports – CA/ACF2 Policy
DTTCC	Background Reports – CA/Top Secret Policy
DTDSM	Background Reports – IBM/RACF Policy
DTSVC	Background Reports – Running System SVCs
DTVOL	Background Reports – Running System Volumes
DTDB2	Background Reports – DB2 Parameters
DTUSR	Background Reports – IPL Date and Time
DTLOD	Background Reports – Modules and Libraries
DTMBR	Background Reports – Datasets and Members
DTIOD	Background Reports – IODF Configurations
DTCSO	Background Reports – CICS/CSDS Configurations
DTHCK	Background Reports – Health Checker Status
DTIMS	Background Reports – IMS Parameters
DTMSS	Background Reports – System Messages
DTAPF	Background Reports – APF Authorization
DTPAK	Background Reports – Image IPL Configurations
DTXCF	Background Reports – Sysplex Coupling Facility
DTPPT	Background Reports – Program Properties Table
DTIFO	Background Reports – Image Inspection Messages
DTCEW	Background Reports – TCE Control Journal Status
DTSRC	Background Reports – RACF Sensitive Resources
DTGRP	Background Reports – SYS1 Workgroups and Users
DTOMV	Background Reports – OMVS System Resources
DTBPX	Background Reports – HFS/zFS File Resources

## 4.6.2 Report Inventory

Each Detector has an associated record of its Execution History and underlying Change Reports, if any. To display this history and access available Change Reports place “V” on the Row Command Line and press enter.

Note, in the Supplemental Detector History Worksheet, that only those execution interval entries that indicate “Aok” in the “Dtl/Rpt” column will actually have Change Reports. All others either are, perhaps, working under a policy that only stores a report when changes are detected or, perhaps, the total number of Change Reports has exceeded that allowed by Policy. To display an available Change Report place “S” on the Row Command Line preceding an interval and press enter.

In those cases when no Change Report is available but by Policy, Posting to the TCE Control Journals is allowed you can display the entire TCE Control Journal History for a specific Detector by placing “D” before any interval row and pressing enter.

```

TCE 18.0 - Supplemental Detector History
----ICE 18.0-----NSIMLODX-----
----- Detector History Selection - 107 Detector Intervals -----
Row Selection: SShow the Detail Change Report DDisplay Posting to Control Journal
--- To Sort select a Sub-Head, To Query enter above Sub-Head, PFK1 for Help ---
- Row -Old Baseline- -New Baseline- ---Results--- -----Policy----- Dtl

S Num yy/mm/dd hh:mm yy/mm/dd hh:mm Day Cngs Runs Frmat CJrl Mail Type Cyle Rpt
- 001 14/01/31 06:28 21/09/01 08:28 0 None Back Sumry ---- Sent Move Days ---
- 002 14/01/30 04:28 21/08/31 06:28 1 None Back Sumry ---- Sent Move Days ---
- 003 14/01/29 02:28 21/08/30 04:28 1 None Back Sumry ---- Sent Move Days ---
- 004 14/01/28 00:28 21/08/29 02:28 1 None Back Sumry ---- Sent Move Days ---
- 005 14/01/26 22:28 21/08/28 00:28 2 None Back Sumry ---- Sent Move Days ---
- 006 14/01/25 20:28 21/08/26 22:28 1 None Back Sumry ---- Sent Move Days ---
- 007 14/01/24 18:28 21/08/25 20:28 1 None Back Sumry ---- Sent Move Days ---
- 008 14/01/24 16:28 21/08/24 18:28 0 None Back Sumry ---- Sent Move Days ---
- 009 14/01/23 18:28 21/08/24 16:28 1 None Back Sumry ---- Sent Move Days ---
- 010 14/01/23 16:28 21/08/23 18:28 0 None Back Sumry ---- Sent Move Days ---
- 011 14/01/21 16:28 21/08/23 16:28 2 Some Back Sumry ---- Sent Move Days Aok
- 012 14/01/21 14:28 21/08/21 16:28 0 None Back Sumry ---- Sent Move Days ---
- 013 14/01/21 12:28 21/08/21 14:28 0 None Back Sumry ---- Sent Move Days ---
- 014 14/01/21 11:00 21/08/21 12:28 0 None Back Sumry ---- Sent Move Days ---

Option ==> Scroll ==> PAGE

```

When you are in the worksheet, use PFK1 to display Detector Interface specific help.

### 4.6.3 Interactive Executions

The Detector Interface Worksheet presents a historical view of each Detector. When you would like to get a real-time view place “C” on the Row Command Line that precedes the detectors short name and press enter. This will cause the Detector to immediately “Cycle”. If changes from the last stored Baseline are discovered a Change Report is presented. If no changes are detected a message stating the same is displayed.

Cycling a Detector interactively does not alter the existing baseline or the stored change events that are used in trend reporting.

## 4.7 Detector Change Reports

Each Detector is capable of creating both a Summary and Detail Change Report. Which report is created and distributed is determined by settings defined in the NSEDETxx ICE Parmlib Member. All Detectors use common reporting formats.

### 4.7.1 Change Summary

The Summary is intended to identify configuration change trends over the last eight reporting intervals and to show by element name additions, deletions and changes to the configuration.

```

TCE0000I IMS PARAMETER COMPARE DATE:2021/09/01 TIME:15:51:02
TCE0000I NSIMIMS DETECTOR VERSION:TCE 18.0 - NSIMIMS P1
|
TCE0000I IMS PARAMETER OLDBLINE DATE:2021/09/03 TIME:15:51:01
TCE0000I IMS PARAMETER NEWBLINE DATE:2021/09/01 TIME:15:51:02
|
TCE0000I IMS PARAMETER CHANGE DETECTED:
|
TCE0000I +-----+
TCE0000I |                      Recent Trends in IMS Parameter Change                      |
TCE0000I +-----+-----+-----+-----+-----+-----+-----+-----+
TCE0000I |          ASID:IMS910          | DESCRIPTION:CUSTOMER RECORDS DATA IMS910          |
TCE0000I +-----+-----+-----+-----+-----+-----+-----+-----+
TCE0000I |          DATES          | 09/01|08/03|07/30|--/--|--/--|--/--|--/--|--/--|
TCE0000I |          TIMES          | 15:51|15:51|15:51|--:--|--:--|--:--|--:--|--:--|
TCE0000I +-----+-----+-----+-----+-----+-----+-----+-----+
TCE0000I |          TOTAL          | 005 | 001 | 002 | --:--|--:--|--:--|--:--|--:--|
TCE0000I +-----+-----+-----+-----+-----+-----+-----+-----+
TCE0000I |---parameter_names---|---+---+---+---+---+---+---+---+
TCE0000I | dsdd:PROCLIB          | C | - | - | - | - | - | - | - | - |
TCE0000I | mods:DFSKBLA3          | C | - | - | - | - | - | - | - | - |
TCE0000I | mods:DFSKBLA7          | C | - | - | - | - | - | - | - | - |
TCE0000I | mods:DFSKBLA8          | D | - | - | - | - | - | - | - | - |
TCE0000I | mbrs:IFOZV            | D | - | A | - | - | - | - | - | - |
TCE0000I | mbrs:IFOPS            | - | C | - | - | - | - | - | - | - |
TCE0000I | proc:IMS91CR1          | - | - | C | - | - | - | - | - | - |
TCE0000I +-----+-----+-----+-----+-----+-----+-----+-----+
|
TCE0000I DETAIL CHANGE REPORT DATASET:IFO.IFOP.$TCEIMSX.@S0W1.D2032093
|
/*****
/*
/*          RPTDSN:IFO.IFOP.$TCEIMSX.@S0W1.REPWORKS($SUMMARY)          */
/*
/*
/*****
NewEra Software, Inc.
Our Job? Help you avoid problems and improve z/OS integrity.

```

## 4.7.2 Change Detail

Detail reports present both summary, described above, and the detail associated with each element changed during the current interval.

```

TCE0000I IMS PARAMETER COMPARE DATE:2021/09/01 TIME:15:51:02
TCE0000I NSIMIMS DETECTOR VERSION:TCE 18.0 - NSIMIMS P1
|
TCE0000I IMS PARAMETER OLDBLINE DATE:2021/08/03 TIME:15:51:01
TCE0000I IMS PARAMETER NEWBLINE DATE:2021/09/01 TIME:15:51:02
|
TCE0000I IMS PARAMETER CHANGE DETECTED:
|
TCE0000I +-----+
TCE0000I |                      Recent Trends in IMS Parameter Change                      |
TCE0000I +-----+
TCE0000I |          ASID:IMS910          | DESCRIPTION:CUSTOMER RECORDS DATA IMS910          |
TCE0000I +-----+
TCE0000I |          DATES          |09/01|08/03|07/30|--/--|--/--|--/--|--/--|--/--|
TCE0000I |          TIMES          |15:51|15:51|15:51|--:--|--:--|--:--|--:--|--:--|
TCE0000I +-----+
TCE0000I |          TOTAL          | 005 | 001 | 002 | --:--|--:--|--:--|--:--|--:--|
TCE0000I +---parameter_names---+
TCE0000I | dsdd:PROCLIB          | C | - | - | - | - | - | - | - | - |
TCE0000I | mods:DFSKBLA3         | C | - | - | - | - | - | - | - | - |
TCE0000I | mods:DFSKBLA7         | C | - | - | - | - | - | - | - | - |
TCE0000I | mods:DFSKBLA8         | D | - | - | - | - | - | - | - | - |
TCE0000I | mbrs:IFOZV           | D | - | A | - | - | - | - | - | - |
TCE0000I | mbrs:IFOPS           | - | C | - | - | - | - | - | - | - |
TCE0000I | proc:IMS91CR1         | - | - | C | - | - | - | - | - | - |
TCE0000I +-----+

TCE0000I IMS PARAMETER CHANGE DETAIL IMSID:IMS910 TOTAL CHANGES:5.

TCE0000I IMS SYSTEM DATASET CHANGES:1.

CNG TYPE FM BLK RECS -CREATE- VOLUME ---DD--- ----LIBRARY/DATASET NAMES----
OLD PROC PO  FB 0116 2003/119 VPMVSD PROCLIB  VENDOR.PROCLIB
NEW PROC PO  FB 0117 2003/119 VPMVSD PROCLIB  VENDOR.PROCLIB

TCE0000I IMS SYSTEM MODULE CHANGES:3.

CNG LIBRARY(MODULE)----- -Alias-- --Size-- -TTRs- AC AMO
OLD IMS910.SDFSRESL(DFSKBLA3) ----- 00009AF8 10830E 00 24
NEW IMS910.SDFSRESL(DFSKBLA3) ----- 00009B18 17970E 00 24
OLD IMS910.SDFSRESL(DFSKBLA7) ----- 00004680 16AD08 00 24
NEW IMS910.SDFSRESL(DFSKBLA7) ----- 00004698 179804 00 24
OLD IMS910.SDFSRESL(DFSKBLA8) ----- 00004680 16AE06 00 24
NEW IMS910.SDFSRESL(DFSKBLA8) ----- 00004670 17980C 00 24

TCE0000I IMS SYSTEM MEMBER CHANGES:9.

CNG DATASET(MEMBER)----- -Create- MO -Update- Times --Use
DEL VENDOR.PROCLIB(IFOZV)      21/08/12 00 21/09/12 10:08 PHARL

```

## 5 Detector Background Reporting

Each Event Class can be monitored and reported on via Control Journal Background Processing. To define and activate Background Reporting and Notification you will use the panels and functions described in this section.

### 5.1 Operational Prerequisites

The ICE Function Scheduler controls all Detector Background Processes and must be active if Background Reports are to be scheduled, created, stored and distributed.

#### 5.1.1 NSWCEFM – An ICE Started Task

You start the Function Scheduler by activating the NSWCEFM started task as found in the ICE Parmlib Member NSEPRM00. The single record within NSEPRM00 that controls the activation of NSWCEFM appears as follows:

```
TASK=NSWCEFM          /*  FUNCTION SCHEDULER  */
```

#### 5.1.2 ICEWORK Dataset – As Defined in IFOM

The parameters that control TCE Background Reporting are automatically updated in the control members NSEDET00 and NSEENS00 found in the ICEWORK Dataset allocated during ICE installation. The single Control Card that defines the name of the ICEWORK Dataset is found in the IFOM PROC (which is in the ICE INSTLIB) and appears as follows:

```
//ICEWORK DD DISP=SHR,DSN=&NSSPRFX..ICEWORK
```

#### 5.1.3 ICEWORK Dataset – As Defined in IFOS

The parameters that control TCE Background Reporting are automatically updated in the control members NSEDET00 and NSEENS00 found in the ICEWORK Dataset allocated during ICE installation. The single Control Card that defines the name of the ICEWORK Dataset is found in the IFOS PROC (which is in the ICE INSTLIB) and appears as follows:

```
//ICEWORK DD DISP=SHR,DSN=&NSSPRFX..ICEWORK
```



#### 5.1.4 NSEDET00 – An ICE Control Member

NSEDET00 – This ICEWORK Member is used to house parameter keywords that turn Event Class background reporting ON and/or OFF, define reporting cycles (Daily, Weekly, Monthly) and the number of reporting intervals within a cycle. A sample set of control card entries is shown below:

```
STAGEREPORT ON
STAGEREPORT CYCLE(DAILY) TIME(06:34) INTERVAL(2)
STAGEREPORT FORMAT(DETAILS)
```

#### 5.1.5 NSEENS00 – An ICE Control Member

NSEENSxx – This ICEWORK Member is used to define parameter keywords that turn Event Notification of background discoveries ON and/or OFF and define a series of email requirements – Subject, Recipients, and Sender. A sample set of control card entries is shown below:

```
ACTION DET(STAGEREPORT) METHOD(EMAIL) SCOPE(REPORT)
TO prr@newera.com
FROM prr@newera.com
SUBJECT 'TCE Staged Changes'
ACTION .END
```

## 5.2 Background Reporting Options

The Settings Primary Menu provides access to the functions you will need to define reporting intervals, report content and to access background reports. In addition in the lower center of the panel you will find indicators that denote the name of the Event Class you are working with, whether Background Reporting is active, the number of reports in the Report Inventory and the date when the latest report was added to the inventory.

When in the panel, use PFK1 for panel specific help and assistance.

```

      ICE 18.0 - Detected Event Change Reporting

S   Setting      - Reporting Intervals & Notification   Userid   - PROBI1
D   DSource      - Access/Update NSEDETxX Parm Member   Time     - 13:16
R   Reports      - Access Background Report Inventory   Sysplex  - SVSCPLEX
B   BseLine      - View Last Stored Detector Baseline    System   - SOW1
                                           IFOhlq   - IFO
                                           Image    FOCUS 18.0
                                           Patch    Level 00

      *****
      *   Detector Name: NSIMVOLX   *
      *   Background is Active     *
      *   Report Inventory: 10      *
      *   Last: Y21/M08/D10        *
      *****

X   Exit          - Return to the Journal Interface

NewEra Software, Inc.
Our Job? Help you make repairs, avoid problems, and improve IPL integrity.

```

### 5.2.1 Settings

Background Settings are used to turn background reporting processing ON/OFF, define the Cycle and/or Interval when the process is to run, an optional list of email recipients, the report format used in Email Notification SUMMARY|DETAILED and overrides that allow you to alter default process characteristics. See also the section of this User Guide titled *Setting Background Options Interactively*.

### 5.2.2 Content

Each Event Class is composed of one or more sub-classes. By default all sub-classes are included in background reporting. However, you can use this

function to define by sub-class those Event Sub-Classes you would like to include or exclude for background reports.

### 5.2.3 Reports

A Detail Background Report is always created, regardless of the format used for notification, and stored as a FB/80 Sequential Dataset. This option is used to display available reports in the Background Report Library for the selected Event Class.

## 5.3 Settings – Intervals and Notification

### 5.3.1 See Setting Background Options Interactively

## 5.4 Content - Report Content Specification

The NSEDETxx member is used to configure the operations of the ICE Supplemental Detectors.

The member may be edited directly using TSO/ISPF or accessed, edited and/or initialized using functions available from this panel. To display the default member, enter "00" as the NSEDETxx suffix, place a "B" on the command line and press enter.

```

TCE 18.0 Administration Selection - IFO NSEDETxx Update

Option ==>

Current active NSEDETxx suffix is 00                                Userid   - ESSJDL1
                                                                    Time      - 12:34
Select desired option:          NSEDETxx suffix -                Terminal - 3278
                                                                    System    - ADCD
U   - Update NSEDETxx                                                Applid    - IFO
                                                                    Image Focus 18.0
E   - Edit NSEDETxx                                                  Patch Level 00
                                                                   
B   - Browse NSEDETxx

Note - For Edit and Browse options, if the member list is
       to be displayed, leave the NSEDETxx suffix field blank.

X   Exit                    - Return to the previous menu

NewEra Software, Inc.
Our Job? Help you make repairs, avoid problems, and improve IPL integrity.

```

### 5.4.1 Update

To dynamically update and/or switch the configuration, enter the suffix of the NSEDETxx member you wish to invoke, place a “U” on the command line and press enter. The target member will be invoked and the Control List will be immediately/dynamically changed.

#### 5.4.1.1 Update Authority

The NSEDETxx UPDATE (but is not needed for BROWSE or EDIT) function accessed via the Administrator Interface requires that the following (the example is for RACF) or equivalent changes must be made to the External Security Manager (ESM) settings where “userid” is the TSO user ID for each user that will be given TCE Dynamic Update Authority.

```
RDEFINE FACILITY NEZ.NSEPARM.** UACC(NONE)
PERMIT NEZ.NSEPARM.** CLASS(FACILITY) ID(userid) ACCESS(READ)
SETROPTS REFRESH RACLIST(FACILITY)
```

### 5.4.2 Edit

To edit/update the configuration enter the suffix of the NSEDETxx member you wish to update, place an “E” on the command line and press enter to display the member in ISPF Edit. PKF3 will automatically display The Control Editor Descriptor Window. Complete the requested descriptor then press PFK3 to save the edited copy but only if the user has UPDATE authority, as determined by the External Security Manager (ESM). Edited members can be invoked using the Update Command or by restarting IFOM.

### 5.4.3 Browse

To browse the configuration enter the suffix of the NSEDETxx member you wish to browse, place an “B” on the command line and press enter to display the member in ISPF Browse. PFK3 will return you to the Action panel.

## 5.5 Reports - Background Report Selection

A Detail Background Report is always created, regardless of the format used for notification, and stored as a FB/80 Sequential Dataset. By default the higher-level qualifiers of these Report Datasets match those defined during ICE initialization.

As needed an alternate higher-level qualifier may be specified via the available Settings Option. By default the total number of *Historical* Background Reports stored is set to ten (10). As needed an alternate value may be specified via the available Settings Option.

The Background Reporting Selection Worksheet provides access to available reports by Event Class with the most recent report shown in the top row of the Worksheet.

When in the panel, use PFK1 for panel specific help and assistance.

```

TCE 18.0 - Background Reporting - Staged
-----ICE 18.0-----
----- Background Report Selection - 10 Reports Available -----
Row Selection: Display the Report Store a Report Print a Report Remove a Report
--- To Sort select a Sub-Head, To Query enter above Sub-Head, PFK1 for Help ---
- Row -----Background-Reports----- -Reporting-Interval- Eml -System- -Dsnllq-
S Num Class Report_Date hh:mm:ss Rec Cycle Begin SubCycle Num --Name-- Djjjjhhm
_ 001 STAGE Y21/M09/D01 08:34:14 19 Daily 06:34 2 1 SOW1 D2032083
_ 002 STAGE Y21/M08/D31 06:34:14 19 Daily 06:34 2 1 SOW1 D2031063
_ 003 STAGE Y21/M08/D30 04:34:13 19 Daily 06:34 2 1 SOW1 D2030043
_ 004 STAGE Y21/M08/D29 02:34:13 19 Daily 06:34 2 1 SOW1 D2029023
_ 005 STAGE Y21/M08/D28 00:34:13 19 Daily 06:34 2 1 SOW1 D2028003
_ 006 STAGE Y21/M08/D26 22:34:13 19 Daily 06:34 2 1 SOW1 D2026223
_ 007 STAGE Y21/M08/D25 20:34:13 19 Daily 06:34 2 1 SOW1 D2025203
_ 008 STAGE Y21/M08/D24 18:34:13 12 Daily 06:34 2 1 SOW1 D2024183
_ 009 STAGE Y21/M08/D24 16:34:14 12 Daily 06:34 2 1 SOW1 D2024163
_ 010 STAGE Y21/M08/D23 18:34:13 13 Daily 06:34 2 1 SOW1 D2023183
***** Bottom of data *****

Option Scroll ==> PAGE

```

### 5.5.1 Display a Report

To display a report place “D” on the target’s Row Command Entry Point and press enter.

### 5.5.2 Store a Report

To store the report using the system's Move/Copy Utility place "S" on the target's Row Command Entry Point and press enter. When the Move/Copy interface panel appears press enter again to automatically transfer the report dataset name to the panel.

### 5.5.3 Print a Report

To print the report using the system's Hardcopy Utility place "P" on the target's Row Command Entry Point and press enter. When the Hardcopy interface panel appears, note that the report dataset name was automatically transferred to the panel.

### 5.5.4 Remove a Report

To remove a report place "R" on the target's Row Command Entry Point and press enter. This will immediately delete the dataset and redisplay the panel. Note there is no recovery or restore function for datasets deleted in this manner.

## 6 Setting Background Options Interactively.

Background Settings are used to turn background reporting processing ON|OFF, define the Cycle and/or Interval when the process is to run, an optional list of email recipients, the report format used in Email Notification SUMMARY|DETAILED and overrides that allow you to alter default process characteristics.

To activate the Background Reporting Process for a specific Event Class you will need to follow the instructions described in this section. Panel entry validation is provided to assist you in fulfilling the minimum panel requirements successfully.

When in the panel, use PFK1 for panel specific help and assistance.

```

TCE 18.0 - Detected Change Background Processing

Last Report Date: 2021/09/16 Time: 12:10

/. VOLUMEISTS Control Member Changes__ /. Detail .. Report .. Update

/. Day - Set Time 06 : 34 and Interval 2__ (Specify One Interval)
TTL - __0      hh : mm      Values 1|2|3|4|6|8|12

.. Wks - Set Time __ : __ and Interval __
TTL - __0      hh : mm      Values SUN,MON,TUE,WED,THR,FRI,SAT

.. Mth - Set Time __ : __ and Interval __
TTL - __0      hh : mm      Values 1,2,3,10,15,20,25,EOM

/. EMAILREPORT Subject: System Volume Changes_____

/. Address prr@newera.com_____
.. Address _____
.. Address _____
/. SendAdd prr@newera.com_____ (Single Address)

.. Report HLQ IFO.IFOP_____ .. JRLPost NO .. NewOnly NO .. Retain _10

```

### 6.1 Interactive Reporting

At the top of the Panel, under the first line header, you will notice Date and Time values. These are the date and time of the last interactive report activation. This value is updated each time an Event Class report is run in the foreground.

To run a report in the foreground, place a slash “/” on the command entry point that appears before panel word “Report” and press enter. This action will immediately update the request report and display it. Use PFK3 to return to the panel.

## 6.2 Report Activation and Settings Update

To activate the Background Process you will need to place a slash "/" on the command entry point that appears before the *Background Application Name*, in the panel shown above, STAGEREPORT. This is a critical entry in that it not only turns the setting ON it can also be used to turn it OFF without the need to alter other values in the set up panel.

## 6.3 Cycles/Interval Selection

Three different Reporting Cycles are supported – Daily, Weekly and Monthly. Within each of the Cycles you may define one or more reporting intervals. Background Reports are only created and distributed at the defined interval boundary points. To activate a specific Cycle place a slash "/" on the command entry point that precedes either – Day, Wks or Mth. Select only one Cycle.

Note that changing and updating the selected Cycle will force a change in reporting such that a new cycle with new intervals will be invoked at the next scheduled time of day. Things simply start over again!

When you make a change for any reason place a "/" on the command entry point that precedes *Update* and press enter. This action will check the panel for completeness and if it passes, force an immediate update to the ICEWORK Parmlib Members NSEDET00 and NSEENS00.

### 6.3.1 Day

When the Daily Cycle is selected ("/" before Day) you must further qualify your selection by entering the time of day when you would like the Daily Cycle to begin and the number of intervals you would like with the Cycle. You may specify only:

1 | 2 | 3 | 4 | 6 | 8 | 12

as valid intervals. By example, if you specify the value "2" then there will be only TWO intervals within the Daily Cycle. The first will begin at the time of day you specify, the second twelve (12) hours later.

You may change the Interval specified at any time without impacting reports created within the Daily cycle.



The “TTL” value that appears below the date and time entry points is the total number of events that have occurred within the *Current Day*. To view those events, place the cursor under a non-zero value and press enter.

### 6.3.2 Wks

When the Weekly Cycle is selected (“/” before Wks) you must further qualify your selection by entering the time of day when you would like the Daily Cycle to begin and then specify the day or days of the week within Cycle. You may specify only:

SUN, MON, TUE, WED, THR, FRI, SAT

as valid interval days. By example, if you specify the value “MON,THR” then there will be only TWO intervals within the Weekly Cycle. The first will begin at the time of day you specify on Monday and again at the time of day you specify on Thursday.

You may change the Interval specified at any time without impacting reports created within the Weekly cycle.

The “TTL” value that appears below the date and time entry points is the total number of events that have occurred within the “*Current Week*”. To view those events, place the cursor under a non-zero value and press enter.

### 6.3.3 Mth

When the Monthly Cycle is selected (“/” before Mth) you must further qualify your selection by entering the time of day when you would like the Monthly Cycle to begin and the reporting days you would like with the Cycle. You may specify only:

BOM, 1, 2, 3, 10, 15, 20, 25, EOM

as valid intervals. By example, if you specify the value “BOM,15” then there will be only TWO intervals within the Monthly Cycle. The first will begin on the first day of the month (BOM = Beginning of the Month while EOM = End of the Month) at the time of day you specify the second will begin on the 15<sup>th</sup> of the month.

You may change the Interval specified at any time without impacting reports created within the Monthly cycle.

The “TTL” value that appears below the date and time entry points is the total number of events that have occurred within the “*Current Month*”. To view those events, place the cursor under a non-zero value and press enter.

## 6.4 Email Notification

Discoveries made and Reports created during Background processing may be optionally sent via Email to one or more named recipient(s). Each recipient list is unique to its supported Event Class.

To activate Email Notification place “/” on the command entry point that precedes EMAILREPORT and provide the required values for – Subject, Recipient and Sender. This is a critical entry in that it not only turns the Email ON it can also be used to turn it OFF without the need to alter other values in the set up panel.

When you make a change for any reason place a “/” on the command entry point that precedes *Update* and press enter. This action will check the panel for completeness and if it passes, force an immediate update to the ICEWORK Parmlib Members NSEDET00 and NSEENS00.

### 6.4.1 Subject

Each Email requires a Subject. Enter the desired Subject in the field provided. When Email is activated and the subject is entered as required the panel entry points appear as follows:

```
/ . EMAILREPORT Subject: TCE_Staged_Changes
```

### 6.4.2 Recipient(s)

Each Email requires at least one valid email recipient. Three *Address* fields are provided for email addresses. If you would like to enter more than one email address in an *Address* field separate the addresses using a comma. To activate the addresses in an *Address* field you must enter “/” on the command entry point that precedes it. This is a critical entry in that it not only activates the addresses in the field it can also be used to deactivate them without the need to alter other values in the set up panel.

When this is set up correctly and selected the panel entry point appears as follows:

```
/. Address prr@newera.com,pat@newera.com_
```

### 6.4.3 Sender

Each Email requires a Sender. Enter the Sender's email address in the field provided. Be certain to enter "/" on the command entry point that precedes *Sendadd*. This is a critical entry in that without the "/" panel validation will fail during the next setting update.

```
/. SendAdd ghb@newera.com
```

## 6.5 Execution Defaults and Options

### 6.5.1 EMAIL - Detail

By default the report created and distributed via email during background processing is the Change Summary Report. You can optionally send a more detailed report by placing "/" on the command entry point that precedes *Detail*. When this option is selected the panel entry point appears as follows:

```
/. Detail
```

### 6.5.2 ALTDS - Report HLQ

Background Reports are always created, regardless of the format used for notification, and stored as FB/80 Sequential Datasets. By default the higher-level qualifiers of these Report Datasets match those defined during ICE initialization. As needed, alternate higher-level qualifiers may be specified. To do this place "/" on the command entry point that precedes *Report HLQ* and overtype the values that currently appear in the field that immediately follows. When this option is selected the panel entry point appears with your Report HLQ as follows:

```
/. Report HLQ your.report.hlq_
```

### 6.5.3 JPOST - JRLPost

By default Background Reports are not Posted to and/or Stored in the TCE Control Journals. To optionally Post/Store background reports to the TCE Control Journals place "/" on the command entry point that precedes *JRLPost*. When this option is selected and the panel updated the panel entry point appears as follows:

```
/ . JRLPost OK
```

### 6.5.4 ONLY - CngOnly

By default Email Notification is sent with each execution, even when no change events have occurred within an interval. Optionally you can specify that Email Notification only be sent when change events are discovered by placing "/" on the command entry point that precedes *NewOnly*. When this option is selected and the panel is updated the panel entry point appears as follows:

```
/ . NewOnly OK
```

### 6.5.5 SAVER - Retain

Background Reports are always created, regardless of the format used for notification, and stored as FB/80 Sequential Datasets. By default only the last 10 Change Reports are stored in the report inventory. Optionally you can increase or decrease this value by placing "/" on the command entry point that precedes *Retain* and overtype the values that currently appear in the field that immediately follows. When this option is selected the panel entry point appears with your report retain value as follows where "??" is only being used to indicate your specified value.

```
/ . Retain _??
```

## 7 Configuration Keywords Explained

All Detector configuration parameters, Operation Keywords, Detector Identifiers and Sub-Keywords are all placed in the NSEDETxx Configuration Member found in the ICE Parmlib Dataset. This section describes each Keyword and its use and should be reviewed in conjunction with the Sample NSEDETxx Configuration Member found in this User Guide.

### 7.1 Operational Keyword Options

The “*LAUNCHPROC*” Detector Keyword is used to identify, by name, a specific procedure, other than the default procedure IFODET that you have placed into the System Procedure Library and subsequently started.

This Keyword should be used when you intend to associate a uniquely named IFODET Procedure with a specific instance of IFOM.

LAUNCHPROC IFOMxDET

Keyword*	Value
LAUNCHPROC	Required if other than IFODET
*Must begin in Column 1	

### 7.2 Cycles and Intervals Keyword Options

Keyword*	Keyword	Keyword	Value	Value
named_detector			ON   OFF	
Named_detector	CYCLE	HOURLY	TIME (hh:mm)	
		DAILY	TIME (hh:mm)	INTERVAL (n)
		WEEKLY	MON, TUE, etc.	TIME (hh:mm)
		MONTHLY	DOM (1, etc.), EOM	TIME (hh:mm)
*Must begin in Column 1				

The CYCLE Keywords: HOURLY, DAILY and WEEKLY are mutually exclusive. Only the last encountered for a named Detector Cycle will be used.

### 7.3 Common Detector Keyword Options

All Detectors share a common set of Configuration Sub-Keywords. Each of these Sub-Keyword Options must be preceded by a unique, three-character, Detector Identifying Keyword (or the “GLB” Keyword see Global Options) that begins in position two of the NSEDETxx Configuration Member.

These Detector Identifying Keywords are needed in order to programmatically differentiate one Detector use of a Sub-Keyword from another’s use of the same Sub-Keyword. When a specific Detector Identifying Keyword is used it will override the corresponding use of “GLB” Identifier for that specifically identified Detector only.

Keyword*		Option	Option Description
COLS 2-4	Sub-Keyword	Value	
see sample*	CONLY	(YES NO)	Report/Post only when Changes
	SAVER	(YES NO)	Saves number of Change Reports
	ALTDS	(n.n.n)	Alternate Report Dataset HLQ
	BLINE		MOVES, FIXED, NAMED
	JPOST	(YES NO)	
	EMAIL		SUMMARY, DETAILS
*Must begin in Column 2, unique for each Detector see Sample Member			

#### 7.3.1 Global Keyword Option - GLB

All Detectors have a unique three-character identifier that must be specified in conjunction with the Detector Sub-Keywords that follow in this section unless the Global Identifier “GLB” is used. When “GLB” is used it sets the value for all Detectors unless the value is overridden by the specific use of the Detector’s unique identifier. For example

If the following is specified in NSEDETxx Configuration Member

```
GLB CONLY YES    /* Begins in Position 2 */
```

Then all Detectors will only send Notification when changes are detected.

But, if in the same NSEDETxx Configuration Member you specify

```
SVC CONLY NOP    /* Begins in Position 2 */
```

Then Notification will be sent with each execution of NSIMSVCS regardless of whether changes are discovered or not thus overriding the Global value for that one Detector only.

### 7.3.2 Detector Keyword - ONLY

By default each Detector will report at the end of each execution regardless of its findings. Set ONLY to a value of "YES" to indicate that you only want the Detector to Report, Notify and possibly Post the Change when it actually detects a change.

### 7.3.3 Detector Keyword - SAVER

By default each Detector will save its last 10 Detail Change Reports. To override this set SAVER to a value of "YES" to indicate that you want the Detector to save the Detail Change Reports and their companion numeric value to perhaps 20 to indicate that you want the last twenty reports saved. Set SAVER to "NO" and no reports will be saved.

Both Summary and Detail Reports are accessed via the Detector Report Inventory Interface. If a Detail Report is no longer available a message is displayed when access is attempted.

### 7.3.4 Detector Keyword - ALTDS

By default every detector uses the dataset qualifiers defined during ICE Installation as the prefix to its working datasets. If for some reason this is not acceptable, use ALTDS to establish Dataset Qualifiers that differ from those defined in NSEPRM00 but meet your site requirements.

### 7.3.5 Detector Keyword - BLINE

By default all Detector Baselines are "Moving" meaning that with each execution in which changes are detected the Baseline is updated to the current state of the configuration. You can alternately define the Baseline to be "Fixed" meaning that the Baseline remains unchanged regardless of changes found during the current execution. You may also set the value of BLINE to "Named" and provide the name of a Baseline Dataset.

### 7.3.6 Detector Keyword - JPOST

By default the Detectors do not post their findings to the TCE Control Journals. If you would like to have the findings posted, creating a permanent record of the findings, set the value of JPOST to "YES".

### 7.3.7 Detector Keyword - EMAIL

By default when Email Notification is active each Detector sends a Summary Report of its findings. If a more detailed report is required set the value of EMAIL to "Details".



## 7.4 Unique Detector Keyword Options

Some Detectors, but not all, have their own unique set of required Keywords. These Options are used primarily to define one or more z/OS Domain(s) and/or Target(s). Those that do not have an additional set of Keywords target the running system (LPAR), that is, the system (LPAR) upon which the Detector is running.

### 7.4.1 NSIMLODX – Modules in Libraries

Uses standard LMINIT functions to profile and build a baseline of the current state and status of Load Modules/Objects defined in one or more Load Libraries; one or more specific, fully qualified library list(s) is required.

The unique identifier of this Detector is “LOD”.

#### 7.4.1.1 Module Change Detector Keywords

When the Module Change Detector has been activated, the Load Libraries that the Detector will monitor will need to be defined. To do this, use the CTL Keyword followed by: the Category Name, the list of Fully Qualified Dataset Name(s), and optionally the Volume Location or an indicator that the dataset is located on an SMS managed volume.

The Category Name is a critical element of the definition in that it will be used to group the results of the change detection process in both Summary and Detail Change Reports.

NOTE: For the example Control Cards shown below to become operational, they MUST begin in Column 2 and not extend beyond Column 80.

```
CTL NIPS1.LOADLIBS  SYS1.SVCLIB          VIMVSB
CTL NIPS1.LOADLIBS  SYS1.NUCLEUS        VIMVSB
CTL LPA01.LOADLIBS  SYS1.LPALIB         VIMVSB
CTL LPA01.LOADLIBS  SYS1.CSSLIB         VTMVSC
CTL VTAM1.LOADLIBS  SYS1.VTAMLIB        VTMVSC
CTL VTAM1.LOADLIBS  SVTSC.VTAMLIB       SMS
```

Keyword*	Category	Load Library Name	Volume
COLS 2-4	COLS 6-20	COLS 21-63	COL 65-72
CTL	Your Name	Fully Qualified	Volser/SMS
*Must begin in Column 2			

## 7.4.1.2 Module Change Detector Baseline Compare Options

By default the Module Change Detector will baseline and compare the primary Module State Values: Module Alias Name, Size, TTRs, Authorization Code, AM and RM Location Codes. If you would like to bypass the comparison and therefore the change detection process for one or more of these States, set the CMP Keyword by Module State to "OFF".

**NOTE:** For the example Control Cards shown below to become operational, they **MUST** begin in Column 2 and not extend beyond Column 80.

```
CMP ALIAS (ON)          /* Must begin in Column 2 */
CMP MSIZE (ON)
CMP MTTRS (ON)
CMP MODAC (ON)
CMP AMODE (ON)
CMP RMODE (ON)
```

Keyword*	Module Element		Element Description
COLS 2-4	Keyword	Value	If "ON" evaluates Element for Changes
CMP	ALIAS	(ON OFF)	Module Alias
	MSIZE	(ON OFF)	Module Size
	MTTRS	(ON OFF)	Module TTRs
	MODAC	(ON OFF)	Module AC Code
	AMODE	(ON OFF)	Module AM Value
	RMODE	(ON OFF)	Module RM Value
*Must begin in Column 2			

## 7.4.1.3 NSIMLODX – Modules in Libraries - Records

CATEGORY (NIPS1,LOADLIBS)	-Alias--	--Size--	-TTRs-	AC	AMO	RMO
SYS1.SVCLIB (IGG019PW)	-----	000001E0	000024	00	24	24
SYS1.SVCLIB (IGG019PX)	-----	000001A0	000005	00	24	24
SYS1.SVCLIB (IGG019PY)	-----	000001F0	00000C	00	24	24
SYS1.SVCLIB (IGG019PZ)	-----	00000288	00002C	00	24	24
SYS1.SVCLIB (IGG019V6)	-----	00000A38	00001B	00	24	24
SYS1.NUCLEUS (ADYDFLT)	-----	000000E0	000307	00	24	24
SYS1.NUCLEUS (ADYEXT)	-----	00003FA0	000332	00	31	ANY
SYS1.NUCLEUS (AMDSADPL)	-----	00000D08	000323	00	31	ANY
SYS1.NUCLEUS (AMDSADVI)	-----	00000A30	00032B	00	31	ANY

## 7.4.2 NSIMMBRX – Member in Datasets

Uses standard LMINIT functions to profile and build a baseline of the current state and status of Members defined in one or more Partitioned Dataset(s). One or more specific fully qualified Partitioned Dataset list(s) is required.

The unique identifier of this Detector is “MBR”.

### 7.4.2.1 Member Change Detector Keywords

When the Member Change Detector has been activated, the Text Datasets that the Detector will monitor will need to be defined. To do this, use the CAT Keyword followed by: the Category Name, the list of Fully Qualified Dataset Name(s), and optionally the Volume Location or an indicator that the dataset is located on an SMS managed volume.

The Category Name is a critical element of the definition in that it will be used to group the results of the change detection process in both Summary and Detail Change Reports.

NOTE: For the example Control Cards shown below to become operational, they MUST begin in Column 2 and not extend beyond Column 80.

```
CAT IFOSYS.PARMLIB  IFO.IFOP.PARMLIB          VIMVSB
CAT IFOSYS.PARMLIB  IFO.IFOB.PARMLIB          VIMVSB
CAT IFOSYS.PARMLIB  IFO.IFOT.PARMLIB          VIMVSB
CAT SYSTEM.PROCLIB  SYS1.PROCLIB              VTMVSC
CAT SYSTEM.PROCLIB  VENDOR.PROCLIB            VTMVSC
CAT VENDOR.PARMS    VENDOR.TCPPARMS           VPMVSD
CAT VENDOR.PARMS    VENDOR.VTAMLST            SMS1
```

Keyword*	Category	Text Dataset Name	Volume
COLS 2-4	COLS 6-20	COLS 21-63	COL 65-72
CAT	Your Name	Fully Qualified	Volser/SMS
*Must begin in Column 2			

## 7.4.2.2 Member Change Detector Baseline Compare Options

By default the Member Change Detector will baseline and compare the primary Member State Values: Create Date, Total Modifications, Last Known User, Last Update Date, and Last Update Time. If you would like to bypass the comparison and therefore the change detection process for one or more of these States, set the CNG Keyword by Member State to “OFF”.

NOTE: For the example Control Cards shown below to become operational, they MUST begin in Column 2 and not extend beyond Column 80.

```
CNG CDATE (ON)          /* Must begin in column 2 */
CNG TMODS (ON)
CNG UUSER (ON)
CNG UDATE (ON)
CNG UTIME (ON)
```

Keyword*	Member Element		Element Description
COLS 2-4	Keyword	Value	If “ON” evaluate Element
CNG	CDATE	(ON OFF)	Create Date
	TMODS	(ON OFF)	Total Modifications
	UUSER	(ON OFF)	Last Known User to Update
	UDATE	(ON OFF)	The Last Update Date
	UTIME	(ON OFF)	The Last Update Time
*Must begin in Column 2			

## 7.4.2.3 NSIMMBRX – Member in Datasets – Records

CATEGORY (IFOSYS.PARMLIB)	-Create-	MO	-Update-	Times	-UserId-
IFO.IFOP.PARMLIB (FDEPRM00)	--/--/--	--	--/--/--	-----	-----
IFO.IFOP.PARMLIB (NSECTL00)	13/09/05	12	14/10/25	16:12	PHARL2
IFO.IFOP.PARMLIB (NSEDET00)	13/09/05	99	17/01/16	11:15	PROBI1
IFO.IFOP.PARMLIB (NSEDET09)	13/09/05	99	14/12/29	13:58	PROBI1
IFO.IFOP.PARMLIB (NSEDSN00)	17/10/13	01	16/10/13	14:10	PHARL2
IFO.IFOP.PARMLIB (NSEENS00)	16/09/02	89	21/01/19	12:36	PHARL2
IFO.IFOP.PARMLIB (NSEENS01)	--/--/--	--	--/--/--	--:--	-----
IFO.IFOP.PARMLIB (NSEENS02)	16/09/02	06	16/10/29	11:48	PROBI1
IFO.IFOP.PARMLIB (NSEENS09)	16/09/02	56	21/05/19	16:00	PHARL2
IFO.IFOP.PARMLIB (NSEJRN00)	16/09/08	31	21/01/03	17:59	PHARL2
IFO.IFOP.PARMLIB (NSELIB00)	13/09/05	56	21/03/09	18:51	PROBI1
IFO.IFOP.PARMLIB (NSEMSG00)	16/01/12	00	21/01/12	19:30	PHARL2
IFO.IFOP.PARMLIB (NSEPRM00)	16/05/19	59	21/01/31	13:56	PROBI1

### 7.4.3 NSIMIODX – IODF Dataset Elements

Uses the system utility CBDMGHCP to extract and then profile and build a baseline of the current state of all IOCP, OSCP and SWCP configurations contained in one or more IODF Datasets. The running system's IODF Dataset is automatically discovered while other fully qualified IODF targets may be added.

The unique identifier of this Detector is "IOD".

#### 7.4.3.1 IODF Dataset Detector Configuration Keywords

When the IODFDATASET Detector has been activated, the IODF Dataset(s) that the Detector will monitor will need to be defined. To do this, use the IOD Keyword followed by: the Category Name, the list of Fully Qualified Dataset Name(s), and optionally the Volume Location or an indicator that the dataset is located on an SMS managed volume.

The Category Name is a critical element of the definition in that it will be used to group the results of the change detection process in both Summary and Detail Change Reports.

NOTE: For the example Control Cards shown below to become operational, they MUST begin in Column 2 and not extend beyond Column 80.

```
IOD ACTIVE.IODFS  PROBI1.IODF87                      VPWRKH
IOD WORKING.IODFS PROBI1.IODF87.WORK                  VPWRKH
IOD RUNNING.IODFS  *AUTO*
```

Keyword*	Category	IODF Dataset Name	Volume
COLS 2-4	COLS 6-20	COLS 21-63	COL 65-72
IOD	Your Name	Fully Qualified	Volser/SMS
*Must begin in Column 2			

#### 7.4.3.2 IODF Dataset Detector Baseline Compare Options

By default the IODF Dataset Detector will baseline and compare the primary Dataset content: I/O Control Program (IOCP), Operating System Control Program (OSCP) and Switch/Controller Control Program (SWCP). If you would like to bypass the comparison and therefore the change detection process for one or more of these States, set the CIO Keyword by Module State to "OFF".

NOTE: For the example Control Cards shown below to become operational, they MUST begin in Column 2 and not extend beyond Column 80.

CIO IOCP (ON, \*)  
 CIO OSCP (ON, \*)  
 CIO SWCP (ON, \*)

Keyword*	IODF Element		Element Description
COLS 2-4	Keyword	Value	If "ON" evaluates Element for Changes
CIO	IOCP	(ON OFF)	I/O Control Program(s)
	OSCP	(ON OFF)	OpsSys Control Program(s)
	SWCP	(ON OFF)	Switch Control Program(s)
*Must begin in Column 2			

To check only for a difference in the IODF Dataset Update Date use the CIO Sub-Keyword DATE.

CIO DATE (ON|OFF)

Keyword*	IODF Element		Element Description
COLS 2-4	Keyword	Value	If "ON" evaluates Date for Change
CIO	DATE	(ON OFF)	IOCP Create Date
*Must begin in Column 2			

## 7.4.3.3 NSIMIODX – IODF Dataset Elements - Records

```
CATNAMES (ACTIVE.IODFS)
DSN/VOL= PROBI1.IODF87/VPWRKH
DSNDATE= 2021-08-23 15:12:08
IONAMES= PROCAMW  PROCDR  PROCMW1  PROCOCG
OSNAMES= ECCLPARS  HAL43000  NDC43000  OCGMVS  SYSK  SYST  VMLXD1
SWNAMES= WDCPROD  WDCTEST
CATNAMES (WORKING.IODFS)
DSN/VOL= PROBI1.IODF87.WORK/VPWRKG
DSNDATE= 2021-07-23 15:11:47
IONAMES= PROCAMW  PROCDR  PROCMW1  PROCOCG
OSNAMES= ECCLPARS  HAL43000  NDC43000  OCGMVS  SYSK  SYST  VMLXD1
SWNAMES= WDCPROD  WDCTEST
CATNAMES (RUNNING.IODFS)
DSN/VOL= SYS1.IODF00/VPMVSB
DSNDATE= 2021-05-29 14:28:47
IONAMES= NOIOCPID
OSNAMES= MVS
SWNAMES= NOSWCPID
```

#### 7.4.4 NSIMCHKX - System Health Checks

NSIMCHKX uses the ICE utility NSIRHCX to request current System/LPAR status from the IBM Health Checker for z/OS. Profiles the returned information and builds a baseline of the state and status of all checks. The running system is automatically detected. Other remote z/OS systems may be added as needed.

The unique identifier of this Detector is "CHK".

##### 7.4.4.1 Health Checker Detector Configuration Keywords

When the HEALTHCHECK Detector has been activated, the z/OS System(s) that the Detector will monitor will need to be defined. To do this, use the SYS Keyword followed by: the Category Name and a related list of Formal System Name(s). If you would like Health Checks for the system running The Supplementals monitored, use the Wild-Card System name '\*AUTO\*'.

The Category Name is a critical element of the definition in that it will be used to group the results of the change detection process in both Summary and Detail Change Reports.

NOTE: For the example Control Cards shown below to become operational, they MUST begin in Column 2 and not extend beyond Column 80.

```
SYS SYSPLEX.NORTH *AUTO*
SYS SYSPLEX.NORTH LPAR001
SYS SYSPLEX.NORTH LPAR002
SYS SYSPLEX.NORTH LPAR003
SYS SYSPLEX.SOUTH LPAR00A
SYS SYSPLEX.SOUTH LPAR00B
SYS SYSPLEX.SOUTH LPAR00C
```

Keyword*	Category	System Name(s)
COLS 2-4	COLS 6-20	COLS 21-29
SYS	Your Categories	Formal System Name
*Must begin in Column 2		

#### 7.4.4.2 Defining a Health Check Group

For reporting purposes Health Checks can be grouped together into three available separate categories shown below.

NOTE: For the example Control Cards shown in this section to become operational, they MUST begin in Column 2 and not extend beyond Column 80.

- PFA - Predictive Failure Analysis Checks

```
PFA PFA_*
PFA PFA_COMMON_STORAGE_USAGE
PFA PFA_LOGREC_ARRIVAL_RATE
PFA PFA_FRAMES_AND_SLOT_USAGE
PFA PFA_MESSGE_ARRIVAL_RATE
PFA PFA_SMF_ARRIVAL_RATE
PFA NEZ_*
PFA NEZ_OPSYS_INSPECTION
PFA NEZ_JESX_INSPECTION
PFA NEZ_VTAM_INSPECTION
PFA NEZ_TCPIP_INSPECTION
```

- ESM - External Security Manager Checks

```
ESM ACF2_*
ESM ACF2_CHECK_JES2_EXITS
ESM ACF2_CHECK_EXITS
ESM ACF2_CHECK_DATABASES
ESM TSS_*
ESM TSS_CHECK_AUDIT_FILE
ESM TSS_CHECK_CACHE
ESM TSS_CHECK_EXPIRING_DIGITAL_CERTIFICATE
ESM RACF_*
ESM RACF_IBMUSER_REVOKED
ESM RACF_ICHAUTAB_NONLPA
ESM RACF_OPERCMDS_ACTIVE
ESM RACF_SENSITIVE_RESOURCES
ESM RACF_TAPEVOL_ACTIVE
ESM RACF_TEMPDSN_ACTIVE
ESM RACF_TSOAUTH_ACTIVE
ESM RACF_UNIXPRIV_ACTIVE
```

- USR - User Defined Check Grouping

```
USR CNZ_*
USR CNZ_AMRF_EVENTUAL_ACTION_MSGS
USR CNZ_CONSOLE_MASTERAUTH_CMDSYS
USR CNZ_CONSOLE_MSCOPE_AND_ROUTCODE
USR CNZ_CONSOLE_ROUTCODE_11
USR CNZ_EMCS_HARDCOPY_MSCOPE
USR CNZ_EMCS_INACTIVE_CONSOLES
USR CNZ_OBSOLETE_MSGFLD_AUTOMATION
USR CNZ_SYSCONS_MSCOPE
USR CNZ_SYSCONS_PD_MODE
USR CNZ_SYSCONS_ROUTCODE
USR CNZ_TASK_TABLE
```



Checks not defined with one of these three are automatically categorized for reporting purposes as:

- OTH – All Other Checks not specifically defined to a category

To mask a Health Check from the Detector, add it to the Check Exclusion List, by using the EXC Keyword.

```
EXC ZOSMIG*
EXC ZOSMIGREC_ROOT_FS_SIZE
EXC ZOSMIGREC_SUP_TIMER_INUSE
```

Keyword*	Full Check Name and/or Name Prefix plus *
COLS 2-4	
PFA	Groups as Predictive Failure Analysis Checks
ESM	Groups as External Security Manager Checks
USR	Groups as A User Defined List of Checks
EXC	Checks to be Excluded from the Detector
Checks not classified as PFA, ESM, USR and not EXC are grouped together and reported by default as All Other Checks.	
*Must begin in Column 2	

## 7.4.4.3 NSIMCHKX - System Health Checks

```
CATNAMES (SYSPLEX.NORTH)
SYSNAME= S0W1
BASELINES= z/OS Health Check State/Status Detail is shown below
CATNAMES (SYSPLEX.NORTH)
SYSTEMS= S0W1
HLTHCHK= USS_HFS_DETECTED ACTIVE,ENABLED EXCEPTION-LOW
HLTHCHK= USS_CLIENT_MOUNTS ACTIVE,ENABLED SUCCESSFUL
HLTHCHK= USS_PARMLIB_MOUNTS ACTIVE,ENABLED SUCCESSFUL
HLTHCHK= USS_MAXSOCKETS_MAXFILEPROC ACTIVE,ENABLED EXCEPTION-LOW
HLTHCHK= USS_AUTOMOUNT_DELAY ACTIVE,DISABLED ENV N/A
HLTHCHK= USS_FILESYS_CONFIG ACTIVE,ENABLED SUCCESSFUL
HLTHCHK= CSTCP_CINET_PORTRNG_RSV_TCPIP ACTIVE,DISABLED ENV N/A
HLTHCHK= CSTCP_SYSPLEXMON_RECOV_TCPIP ACTIVE,ENABLED SUCCESSFUL
HLTHCHK= CSTCP_TCPMAXRCVBUFFERSIZE_TCPIP ACTIVE,ENABLED SUCCESSFUL
HLTHCHK= CSTCP_SYSTCPIP_CTRACE_TCPIP ACTIVE,ENABLED SUCCESSFUL
HLTHCHK= ZOSMIGV1R11_CS_DNSBIND9 INACTIVE,ENABLED INACTIVE
HLTHCHK= ZOSMIGV1R11_CS_RFC4301 INACTIVE,ENABLED INACTIVE
HLTHCHK= CSVTAM_T1BUF_T2BUF_NOEE ACTIVE,ENABLED SUCCESSFUL
HLTHCHK= CSVTAM_T1BUF_T2BUF_EE ACTIVE,DISABLED ENV N/A
HLTHCHK= CSVTAM_VIT_OPT_ALL ACTIVE,ENABLED SUCCESSFUL
```

### 7.4.5 NSIMUSRX - System IPL Date/Time

NSIMUSRX uses standard Rexx programming techniques to extract IPL date and time from system control blocks. It then uses the extracted information to create a baseline. The running system is the default target; no other specific system target may be specified.

The unique identifier of this Detector is “USR”.

The target of this Detector is the running and/or remote system. It does not require nor does it have any additional configuration keywords beyond those common to all Detectors.

#### 7.4.5.1 NSIMUSRX - System IPL Date/Time – Record

LASTIPL= Sunday 09.03.2021 15:35
----------------------------------

### 7.4.6 NSIMCEWX - TCE Control Journal

NSIMCEWX uses the ICE utility NSIRQJR to query the TCE Control Journals for all Controlled Events by Event Class. It then uses the extraction to build a baseline of Journal Events by Event Class. The running system Control Journal Set is the default target. No other specific system target may be specified.

The unique identifier of this Detector is “CEW”.

#### 7.4.6.1 NSIMCEWX - TCE Control Journal

```
LAST_TCEWEB_BCKTTL= 1428
LAST_TCEWEB_STGTTL= 927
LAST_TCEWEB_DETTTL= 4628
LAST_TCEWEB_SUBTTL= 14
LAST_TCEWEB_OPRTTL= 1808
LAST_TCEWEB_PLYTTL= 51
LAST_TCEWEB_TCE TTL= 834
LAST_TCEWEB_XCPTTL= 661
LAST_TCEWEB_IFOTTL= 2223
LAST_TCEWEB_NOTTTL= 4203
LAST_TCEWEB_ALLTTL= 15349
```

### 7.4.7 NSIMDB2X - DB2 Parameters

NSIMDB2X uses the system utility DSNTXAZP to extract the active parameters that define an operational DB2 address space. Profiles each and builds a baseline of its state and status; the system ID of each DB2 target is required.

The unique identifier of this Detector is "DB2".

#### 7.4.7.1 DB2 Dataset Detector Configuration Keywords

When the DB2 Dataset Detector has been activated, you will need to define the ASID of the target DB2 region, a description of the region, the High-Level Qualifier that identifies the DB2 Load Modules and the Full-Qualified Member Name of the Source DB2 Parameter.

```
DB2 ZASID DB9G
DB2 ZDESC CUSTOMER RECORDS DATA DB9G
DB2 ZPHLQ DSN910
DB2 ZPMBR DSN910.SDSNSAMP (DSNTIDXA)
```

Keyword*	Sub-Keyword	ASID, Description, DB2 Modules & Dataset
2-4	COLS 6-10	COLS 11-63
DB2	ZASID	DB2 Address Region Identifier
	ZDESC	Description of ASID
	ZPHLQ	HLQ of DB2 Source Modules
	ZPMBR	Member Containing DB2 Parameters
*Must begin in Column 2		

#### 7.4.7.2 NSIMDB2X - DB2 Parameters - Records

```
DB9G 0001 ABEXP ABEXP CHAR M NO YES YES YES
DB9G 0002 ABIND ABIND CHAR M NONE NONE YES YES
DB9G 0003 ACCEL ACCEL CHARR M AU NOZZZZZ NO NO
DB9G 0004 ACCUMACC ACCUMACC CHAR M NONE NONE 10 10
DB9G 0005 ACCUMUID ACCUMUID NUM M 0 17 0 0
DB9G 0006 ADMTENAB ADMTPROC CHAR M NO YES NO YES
DB9G 0007 AEXITLIM AEXITLIM NUM M 0 32767 10 10
DB9G 0008 APPENSCH APPENSCH CHAR G NONE NONE UNICODE UNICODE
DB9G 0009 ARCHCOMP COMPACT CHAR M NO YES NO NO
DB9G 0010 ARCHCTLG CATALOG CHAR M NO YES YES YES
DB9G 0011 ARCHDEAP DEALLCT CHARR M $ NONE 0 0
DB9G 0012 ARCHDEVT UNIT CHARR M $ NONE SYSDA SYSDA
DB9G 0013 ARCHDEV2 UNIT2 CHARR M NONE NONE SYSDA SYSDA
DB9G 0014 ARCHMAXV MAXARCH NUM M 10 10000 10000 10000
DB9G 0015 ARCHMQP QUIESCE NUM M 1 999 5 5
DB9G 0016 ARCHMRTU MAXRTU NUM M 1 99 2 2
DB9G 0017 ARCHPRE1 ARCPFX1 CHARR M $ NONE DSN910.DB9G.ARCLOG1 DSN910.DB9
DB9G 0018 ARCHPRE2 ARCPFX2 CHARR M $ NONE DSN910.DB9G.ARCLOG2 DSN910.DB9
DB9G 0019 ARCHPRI PRIQTY CHAR M NONE NONE 4320 4320
DB9G 0020 ARCHSEC SECQTY CHAR M NONE NONE 540 540
```

### 7.4.8 NSIMCSDX - CICS CSDS Settings

NSIMCSDX uses the system utility DFHCSDUP to extract the Group Settings that define the content of one or more CSD Dataset(s). Profiles each Group and builds a baseline of its state and status; the name of one or more fully qualified CSDS dataset(s) is required.

The unique identifier of this Detector is “CSD”.

#### 7.4.8.1 CSD Dataset Detector Configuration Keywords

When the CSD Dataset Detector has been activated, both the source of the CICS Load Modules and the CSD Dataset(s) that the Detector will monitor need to be defined. To do this, use the CSD keyword followed the DFHLQ and CSDSN Sub-Keywords.

```
CSD DFHLQ DFH410.CICS
CSD CSDSN DFH410.DFHCSD
```

Keyword*	Sub-Keyword	CICS/CSD Full Qualified Dataset
COLS 2-4	COLS 6-10	COLS 11-63
CSD	DFHLQ	CICS Load Libraries
	CSDSN	CSD Dataset
*Must begin in Column 2		

#### 7.4.8.2 NSIMCSDX - CICS CSDS Settings

```
LISTS,DFH$IVPL
LISTS,DFHLIST
LISTS,XYZLIST
...
GLIST,DFH$IVPL,IBM,DFHBMS
GLIST,DFH$IVPL,IBM,DFHCONS
GLIST,DFH$IVPL,IBM,DFHDBCTL
GLIST,DFH$IVPL,IBM,DFHDB2
GLIST,DFH$IVPL,IBM,DFHEDF
...
LDETL,DFH$IVPL,USR,DFHDCTG,TDQUEUE,CADL,START_GROUP,09/310,11:32,DESCRIP
,DFH$IVPL,USR,DFHDCTG,TDQUEUE,CADL,START_GROUP,09/310,11:32,TYPE(IN
LDETL,DFH$IVPL,USR,DFHDCTG,TDQUEUE,CADL,EXTRA-PARTITION-PARAMETERS,09/31
LDETL,DFH$IVPL,USR,DFHDCTG,TDQUEUE,CADL,EXTRA-PARTITION-PARAMETERS,09/31
LDETL,DFH$IVPL,USR,DFHDCTG,TDQUEUE,CADL,EXTRA-PARTITION-PARAMETERS,09/31
LDETL,DFH$IVPL,USR,DFHDCTG,TDQUEUE,CADL,EXTRA-PARTITION-PARAMETERS,09/31
LDETL,DFH$IVPL,USR,DFHDCTG,TDQUEUE,CADL,EXTRA-PARTITION-PARAMETERS,09/31
>>>Continued<<<
DESCRIPTION(CEDA_VTAM_RESOURCE_LOGGIN
TYPE(INDIRECT)
310,11:32,DATABUFFERS()
310,11:32,DDNAME()
310,11:32,DSNAME()
310,11:32,SYSOUTCCLASS()
310,11:32,ERROROPTION()
```

### 7.4.9 NSIMDSMX - IBM/RACF Profile

NSIMDSMX uses the ICE utility NEZSSPI to request one or more RACF Reports then profiles each requested report and creates a baseline of them. The running system RACF system is the default target. No other specific system target may be specified. Auditor Authorization of the ICE Address Space is required.

The unique identifier of this Detector is "DSM".

#### 7.4.9.1 IBM/RACF Profile Detector Keywords

When the IBM/RACF Profile Detector has been activated, you will need to define the specific reports you would like the Detector to monitor. To do this use the REPORT Sub-Keyword followed by the Short-Name of one or more of the fifteen available reports enclosed in "()".

DSM REPORT (SYSTEM)	DSM REPORT (RACUSR)	DSM REPORT (SYSPPT)
DSM REPORT (SYSAPF)	DSM REPORT (RACGRP)	DSM REPORT (SYSLNK)
DSM REPORT (RACSPT)	DSM REPORT (RACDST)	DSM REPORT (SYSSDS)
DSM REPORT (RACCDT)	DSM REPORT (RACEXT)	DSM REPORT (SYSCAT)
DSM REPORT (RACGAC)	DSM REPORT (RACAUT)	DSM REPORT (SETOPT)

Keyword*	(Report Name)	Report Description
COLS 2-4		
DSM	SYSTEM	RACF System Report
	SYSAPF	Selected Dataset Report - APF DS
	RACSPT	RACF Started Procedure Table Report
	RACCDT	RACF Class Descriptor Table Report
	RACGAC	RACF Global Access Table Report
	RACUSR	RACF User Attribute Report
	RACGRP	RACF Group Tree Report
	RACDST	Selected Dataset Report - RACF DS
	RACEXT	RACF Exit Report
	RACAUT	RACF Authorized Caller Report
	SYSPPT	RACF Program Properties Report
	SYSLNK	Selected Dataset Report - LNKLIST DS
	SYSSDS	Selected Dataset Report - SYSTEM DS
	SYSCAT	Selected Dataset Report - CATALOG DS
	SETOPT	RACF SETROPTS Settings Report
*Must begin in Column 2		

### 7.4.10 NSIMSVCX - z/OS System SVCS

NSIMSVCX uses the ICE utility SVCLOOK to profile and build a baseline of the operational state and status of all system SVCs. The running system is the default target; no other specific system target may be specified.

The unique identifier of this Detector is "SVC".

The target of this Detector is the running and/or a remote system. It does not require nor does it have any additional configuration keywords beyond those common to all Detectors.

#### 7.4.10.1 NSIMSVCX - z/OS System SVCS - Records

SVCNum	Location	-Values-	Lib	-Module-	Typ	-Authorization-	ASC	Locks
IBM000	80FE6048	00008000	NUC	--IGC000	1	-----	---	LOCAL
IBM001	80FF8DE6	00008000	NUC	--IGC001	1	-----	---	LOCAL
IBM002	81507850	00008000	NUC	--IGC002	1	-----	---	LOCAL
IBM003	81576128	00808000	NUC	--IGC003	1	-----	Yes	LOCAL
IBM004	815CF582	00008000	NUC	--IGC004	1	-----	---	LOCAL
IBM005	815CF582	00008000	NUC	--IGC005	1	-----	---	LOCAL
IBM006	8154E4B0	80008000	NUC	--IGC006	2	-----	---	LOCAL
IBM007	81552EB0	80008000	NUC	--IGC007	2	-----	---	LOCAL
IBM008	8154F420	80008000	NUC	--IGC008	2	-----	---	LOCAL
IBM009	8154DD00	80008000	NUC	--IGC009	2	-----	---	LOCAL
IBM010	815D0580	00008000	NUC	--IGC010	1	-----	---	LOCAL
IBM011	832BCC70	C0000000	LPA	IGCOO011	3/4	-----	---	---
IBM199	816F8D32	80000000	---	-----	U	-----	---	---
...								
USR200	816F8D32	80000000	---	-----	U	-----	---	---
USR201	816F8D32	80000000	---	-----	U	-----	---	---
USR202	86B975D8	C0000000	LPA	IGCOO202	3/4	-----	---	---
USR203	00FD6000	80000000	NUC	--IGC203	2	-----	---	---
USR204	816F8D32	80000000	---	-----	U	-----	---	---
USR205	816F8D32	80000000	---	-----	U	-----	---	---
USR206	816F8D32	80000000	---	-----	U	-----	---	---
USR207	816F8D32	80000000	---	-----	U	-----	---	---
USR208	816F8D32	80000000	---	-----	U	-----	---	---
USR209	816F8D32	80000000	---	-----	U	-----	---	---
USR210	816F8D32	80000000	---	-----	U	-----	---	---
USR211	816F8D32	80000000	---	-----	U	-----	---	---
...								
USR255	816F8D32	80000000	---	-----	U	-----	---	---

### 7.4.11 NSIMVOLX - System DASD Volumes

NSIMVOLX uses the ICE utility VOLLIST to profile and build a baseline of the operational state and status of all system volumes. The running system is the default target; no other specific system target may be specified.

The unique identifier of this Detector is “VOL”.

The target of this Detector is the running and/or a remote system. It does not require nor does it have any additional configuration keywords beyond those common to all Detectors.

#### 7.4.11.1 NSIMVOLX - System DASD Volumes - Records

```
Unit VolSer Alloc
0220 VDW61A PRIV
0221 VDW61B PRIV
0222 VTW61A PRIV
0223 VTW61B PRIV
0224 VTW61C PRIV
0225 VTW61D PRIV
0226 VPW61A PRIV
0231 VTJVAE PRIV
0232 VDJVAE PRIV
0233 VTJVAF PRIV
0234 VDJVAF PRIV
0235 VTJVBA PRIV
0236 VDJVBA PRIV
0239 VDUT9A PRIV
023A VDUT9B PRIV
023B VTUT9A PRIV
023C VPUT9A PRIV
03A1 VTIKME PRIV
03A2 VDIKME PRIV
03B9 VDI10A PRIV
0D2F VPMVSE PUBL
0D32 VPWRKC PRIV
0D33 VPWRKD PRIV
0D34 VPWRKE PRIV
0D35 VPWRKF PRIV
0D40 VDD81A PRIV
0D41 VDD81B PRIV
0D42 VTD81A PRIV
0D43 VPD81A PRIV
0D44 VPD81B PRIV
0D45 VPD81C PRIV
0D46 VPD91D PRIV
0D80 VPWRKG STOR
0D81 VPWRKH STOR
```



### 7.4.12 NSIMACFX – CA/ACF2 Profile

NSIMACFX uses the ICE utility NEZSSPI to request one or more CA/ACF2 Reports then profiles each report and creates a baseline of each. The running system CA/ACF2 system is the default target; no other specific system target may be specified. Auditor Authorization of the ICE Address Space is required.

The unique identifier of this Detector is “ACF”.

#### 7.4.12.1 IBM/RACF Profile Detector Keywords

When the CA/ACF2 Profile Detector has been activated, you will need to define the specific reports you would like the Detector to monitor. To do this use the REPORT Sub-Keyword followed by the Short-Name of one or more of the four available reports enclosed in “()”.

```
ACF REPORT (SETTINGS)
ACF REPORT (SYSTEMDS)
ACF REPORT (PASSWORD)
ACF REPORT (ACFRPTSL)
```

Keyword*	(Report Name)	Report Description
COLS 2-4		
ACF	SYSTEMDS	ACF2 System Datasets - ACF2 Show All
	SETTINGS	ACF2 System Settings - ACF2 Show All
	PASSWORD	ACF2 Password Policy - ACF2 Show All
	ACFRPTSL	ACF2 Super List Report
*Must begin in Column 2		

#### 7.4.12.1 SYSTEMDS – ACF2 System Datasets Details

```
'RULES_DSN_IN_USE
'SYSTEMDS LOGONIDS_INUSE=
'INFOS_DSN_IN_USE
'BRULE_DSN_IN_USE
'BKLID_DSN_IN_USE
'BKINF_DSN_IN_USE
```

## 7.4.12.2 SETTINGS – ACF2 System Settings

```

%CHANGE=DISABLED
ACCESS_SUBCMD=DISABLED
BYPASS_STATS=NO
CACHE_SYNCHRONIZER=DISABLED
CONTROL=DECENTRALIZED
CPF=DISABLED
CPUTIME=LOCAL
DATABASE_CACHE=DISABLED
DATE_FORMAT=MM/DD/YY
DDB=DISABLED
DFT_LID=ACF2TEMP
DFT_PRIM_LANG=ENU
DFT_SECND_LANG=ENU
DFT_STC_LID=ACFSTCID
DYNAMIC_COMPILE=DISABLED
CPF=DISABLED
CPUTIME=LOCAL
DATABASE_CACHE=DISABLED
DATE_FORMAT=MM/DD/YY
DDB=DISABLED
DFT_LID=ACF2TEMP
DFT_PRIM_LANG=ENU
DFT_SECND_LANG=ENU
DFT_STC_LID=ACFSTCID
DYNAMIC_COMPILE=DISABLED
ETRUST_AUDIT=DISABLED
JOB_CHECK=YES
KERBLVL(4)=
LDS=DISABLED
NAME-HIDING=NO
LID_WARN_DAYS=10
MAX_VIO_PER_JOB=10
NON-VSAM_ERASE=NO
NOSORT=NO
OMVS_DFT_LID=OMVSUSER
ETRUST_AUDIT=DISABLED
SETTINGS JOB_CHECK=YES
OMVS_DFT_GRP=OMVSDGRP
PASSTICKET_FASTAUTH_CALL=DISABLED
RPTSCOPE=ON
RULELONG=DISABLED
STATS=DISABLED/INACTIVE
STATS_INTERVAL=0
STC_OPTION=ON
SYSPLEX=DISABLED
SYSPLEX_ALTERNATE_STRUCTURE_NAME=N/A
SYSPLEX_PRIMARY_STRUCTURE_NAME=N/A
TAPE_BLP=LOG
TAPE_DSN=YES
TEMPDSN=BYPASS
TNG_MONITOR=DISABLED
UADS=BYPASS
VSAM_ERASE=NO
VTAM_OPEN=NO
XAPPLVLD=NO
XCF_GROUP_NAME=N/A

```

## 7.4.12.1 PASSWORD – ACF2 Password Policy

```
LOGON_RETRY_COUNT=3
MAX_PSWD_ATTEMPTS=5
MIN_PSWD_LENGTH=8
REPEAT_PAIR_CHAR=N/A
REQ_ALPHBET_CHAR=YES
REQ_NUMERIC_CHAR=YES
NONALPHANUMERIC_CHARACTER(S)_ALLOWED=._&!*_-%?_:_:
PSWD_ALTER=YES
PSWD_CMD_CHANGE=ALLOW
PSWD_EXTRACT=NO
PSWD_FORCE=YES
PSWD_HISTORY=NO
PSWD-JES=ON
PSWD-LID=YES
PSWD_MAXIMUM_LENGTH=8
PSWD-MAX=0
PSWD-MIN=0
MIXED_CASE_PASSWORDS=NO
PSWD_NUMERIC=YES
PSWD_REQUIRED=YES
PSWD_RESERVE_WORD=YES
PASSWORD_SIMILARITY=0
PSWD_SPLIT=NO
PSWD_VERIFY=NO
PSWD_VOWEL_CHAR=ALLOW
PSWD_WARN_DAYS=7
EXTENDED_PASSWORD_HISTORY=INACTIVE
EXTENDED_PASSWORD_HISTORY_#=0
AGE_TEMPORARY_PASSWORDS=YES
ALLOW=NO
ALPHA=0
CMD-CHG=YES
HISTORY=0
LID=YES
MAXDAYS=0
MAXLEN=100
MINDAYS=0
MINLEN=14
MINWORD=1
NUMERIC=0
REPCHAR=N/A
SPECIAL=0
SPECLIST=NONE
TEMP-AGE=YES
WARNDAYS=1
```

## 7.4.12.2 ACFRPTSL – SUPER LIST - Extraction Details

```
'TITLE(ISN ACFRPTSL-NEZSSPI BKUP ACF2 LIDS) '
'REPORT (SHORT) '
'INPUT (BKUP) '
'IF (SECURITY | ACCOUNT | AUDIT | LEADER | NON-CNCL | MAINT | '
'READALL) '
'SFLDS (SECURITY ACCOUNT AUDIT LEADER NON-CNCL MAINT READALL) '
```

Where BKUP = 'BACKLID=' value as derived from the ACF2 Show All Report.

## 7.4.12.3 ACFRPTSL – SUPER LIST – Report Snippet

LOGONID	NAME	DATE	TIME	CHANGER	SECURITY
A\$UGYHR	HELEN GREEN	21/06/13	14:10		YES
A@LUSRC	HELEN GREEN	21/06/13	14:26		YES
AAQRGE#W	HELEN GREEN	21/06/13	21:23		YES
ABL	HELEN GREEN	21/06/13	21:22		YES
ABSLDWJC	HELEN GREEN	17/06/13	22:02		YES
ACFSTCID	ACFSTCID	17/01/13	10:34		NO
ACFUSER	COMPUTER ASSOCIATES	16/08/13	13:24		YES

### 7.4.13 NSIMTSSX – CA/Top Secret Profile

NSIMTSSX uses the ICE utility NEZSSPI to request one or more CA/Top Secret Reports, profiles each report and then creates a baseline of each. The running system CA/Top Secret system is the default target; no other specific system target may be specified. Auditor Authorization of the ICE Address Space is required.

The unique identifier of this Detector is “TSS”.

The target of this Detector is the running and/or a remote system. It does not require nor does it have any additional configuration keywords beyond those common to all Detectors.

#### 7.4.13.1 NSIMTSSX – CA/Top Secret Profile - Records

```

BASE KEYWORD (VALUE)
-----
BASE AUTH (OVERRIDE,ALLOVER)      ADMINBY (NO)      CACHE (O
BASE Audit File (N/A)              Recovery File (N/A)  Securit
FEATURES KEYWORD (VALUE)
-----
FEATURES MAX_ACID_SIZE (0256K)
FEATURES RDT2BYTE (Inactive)
JES KEYWORD (VALUE)
-----
JES JCT (INDEV=0328,ROUTE=0324,NJHDR=0000)
JES JES (SSID=JES2,TYPE=JES2,LEVEL=z/OS 1.7,NOVERIFY)      SUBACID (U,7)
PASSWORD KEYWORD (VALUE)
-----
PASSWORD NEWPW (MIN=04,MAX=008,WARN=03,MINDAYS=01,NR=0,ID,TS,RS)
PASSWORD HPBPW (000)      MSUSPEND (NO)      NPWRTHRE
FACMODE KEYWORD (VALUE)
-----
FACMODE FACMODE (B W,S W,T W,J W,UNW,OEW,APW,HSW,CNW)
CPF KEYWORD (VALUE)
-----
CPF CPF (INIT)      CPFWAIT (YES)      CPFTARGE
CPF CPFRCVUND (NO)      CPFrecfl (000%)
SYSPLEX KEYWORD (VALUE)
-----
SYSPLEX Not connected to Coupling Facility
MLS KEYWORD (VALUE)
-----
MLS MLACTIVE (NO )      MLMODE (DORM)      MLNAME (NO )
MLS MLFSOBJ (NO )      MLIPCOBJ (NO )      MLWRITE (YES)
MEMORY KEYWORD (VALUE)
-----
MEMORY Init (000000506) Xreq (000001245) Mvs (000065483)
MEMORY Viol (000000028) Exec (000000147) Smf (000000013)
CACHE KEYWORD (VALUE)
-----
CACHE CACHE IS OFF
COMMAND KEYWORD (VALUE)
-----
COMMAND Total Commands Issued = 0000000274
COMMAND Cmd 01 = 000.00%      Cmd 02 = 000.00%

```

### 7.4.14 NSIMIFOX - Image FOCUS Messages

NSIMIFOX uses standard Rexx programming techniques to extract the Image Inspection Message Summary from Image FOCUS Background Inspection Report Clusters. It then uses the extracted information to create and store a baseline of the state of each Image within the Cluster. The fully qualified name of one or more Image FOCUS Background Report Cluster dataset(s) is required.

The unique identifier of this Detector is "IFO".

#### 7.4.14.1 Image FOCUS Message Detector Keywords

IFO IFODS (IFO.IFOBBG.REPORT)

Keyword*	Sub-Keyword	Full Report Cluster Dataset Prefix
COLS 2-4		
IFO	IFODS	NODE.NODE.NODE
*Must begin in Column 2		

#### 7.4.14.2 NSIMIFOX - Image FOCUS Messages - Records

```

ZSYSTEMS PROD00GB PROD0011
-----
ZSYSTEMS PROD00GB PROD0011 IFO0678I MESSAGE SUMMARY REPORT.
ZSYSTEMS PROD00GB PROD0011 IFO0426I EFFECTIVE MESSAGE FILTERING TABLE F
ZSYSTEMS PROD00GB PROD0011 |-----1-----2-----3---TOP OF MEMB
ZSYSTEMS PROD00GB PROD0011 |IFO0660E(W)
ZSYSTEMS PROD00GB PROD0011 |IFO1007E(I)
ZSYSTEMS PROD00GB PROD0011 |IFO1801E(I)
ZSYSTEMS PROD00GB PROD0011 |IFO1817E(W)
ZSYSTEMS PROD00GB PROD0011 |-----1-----2-----3-BOTTOM OF MEM
ZSYSTEMS PROD00GB PROD0011 |IFO0795W< SYS1.NUCLEUS HAS INVALID ATTRIBUTE
ZSYSTEMS PROD00GB PROD0011 |IFO0796W< SECONDARY ALLOCATION NOT ALLOWED
ZSYSTEMS PROD00GB PROD0011 |IFO0725N OBSOLETE PARAMETER APG IGNORED.
ZSYSTEMS PROD00GB PROD0011 |IFO0651N CMB= VALUE WILL BE IGNORED ON A RE
ZSYSTEMS PROD00GB PROD0011 |IFO0964W SMS - MULTIPLE PARAMETERS NOT ALLO
ZSYSTEMS PROD00GB PROD0011 |IFO0909E ERROR IN ABOVE STATEMENT AT OR NEAR
ZSYSTEMS PROD00GB PROD0011 |IFO0769N TCPIP.SEZAMIG NOT FOUND ON VOLUME
...
ZSYSTEMS PROD0001 IMAG0001
-----
ZSYSTEMS PROD0001 IMAG0001 IFO0678I MESSAGE SUMMARY REPORT.
ZSYSTEMS PROD0001 IMAG0001 IFO0426I EFFECTIVE MESSAGE FILTERING TABLE F
ZSYSTEMS PROD0001 IMAG0001 |-----1-----2-----3---TOP OF MEMB
ZSYSTEMS PROD0001 IMAG0001 |IFO0427E(I)
ZSYSTEMS PROD0001 IMAG0001 |IFO0615W(I)
ZSYSTEMS PROD0001 IMAG0001 |IFO0660E(W)
ZSYSTEMS PROD0001 IMAG0001 |IFO0743W(I)
ZSYSTEMS PROD0001 IMAG0001 |IFO0796E(I)
ZSYSTEMS PROD0001 IMAG0001 |-----1-----2-----3-BOTTOM OF MEM
ZSYSTEMS PROD0001 IMAG0001 |IFO0795I< SYS1.NUCLEUS HAS INVALID ATTRIBUTE
ZSYSTEMS PROD0001 IMAG0001 |IFO0796I< SECONDARY ALLOCATION NOT ALLOWED\

```

### 7.4.15 NSIMPAKX - Image FOCUS Packages

NSIMPAKX uses standard Rexx programming techniques to extract, by Image, the fully qualified names of the configuration blueprint packages' datasets found in Image FOCUS Background Inspection Report Clusters. It then uses the package dataset name to build a configuration baseline for each discovered Image. The fully qualified name of one or more Image FOCUS Background Report Cluster dataset(s) is required.

The unique identifier of this Detector is "PAK".

#### 7.4.15.1 Image FOCUS Package Detector Keywords

PAK IFODS (IFO.IFOBBG.REPORT)

Keyword*	Sub-Keyword	Full Report Cluster Dataset Prefix
COLS 2-4		
PAK	IFODS	NODE.NODE.NODE
*Must begin in Column 2		

#### 7.4.15.2 NSIMPAKX - Image FOCUS Packages – Records

```

-SYSPLX- -IMAGES- -MEMBER- -----MEMBER CONTENT-----
-----
PROD0001 IMAG0001 LOADW1 *---+---1---+---2---+---3---+
PROD0001 IMAG0001 LOADW1 IEASYM (W1,SV,VN)
PROD0001 IMAG0001 LOADW1 INITSQA 0000K 0512K
PROD0001 IMAG0001 LOADW1 IODF 00 SYS1 MVS 00 Y
PROD0001 IMAG0001 LOADW1 NUCLEUS 1
PROD0001 IMAG0001 LOADW1 NUCLST SV N
PROD0001 IMAG0001 LOADW1 SYSCAT VPMVSB113CMASERV.CATALOG
PROD0001 IMAG0001 LOADW1 SYSPARM (00,LV,SV,VN)
PROD0001 IMAG0001 LOADW1 SYSPLEX SVSCPLEX
PROD0001 IMAG0001 LOADW1 PARMLIB VENDOR.PARMLIB
PROD0001 IMAG0001 LOADW1 PARMLIB SVTSC.PARMLIB
PROD0001 IMAG0001 LOADW1 PARMLIB LVL0.PARMLIB
PROD0001 IMAG0001 LOADW1 PARMLIB SYS1.PARMLIB
PROD0001 IMAG0001 NUCLSTSV * FOR IMS 5.1.0 SVC 2 NUMBER 203
PROD0001 IMAG0001 NUCLSTSV INCLUDE IGC203
PROD0001 IMAG0001 IEASYMW1 SYSDEF SYSNAME(S0W1)
PROD0001 IMAG0001 IEASYMW1 SYSCONE(&SYSNAME(-2:2))
PROD0001 IMAG0001 IEASYMW1 SYMDEF(&VTAMLST='W1')
PROD0001 IMAG0001 IEASYMW1 SYMDEF(&JESSN='J2')
PROD0001 IMAG0001 IEASYMW1 SYMDEF(&J2MLQX='')
PROD0001 IMAG0001 IEASYMW1 SYMDEF(&J3MLQX='')
PROD0001 IMAG0001 IEASYMW1 SYMDEF(&UNIXVER='VERSYSB')
PROD0001 IMAG0001 IEASYMSV SYSDEF SYMDEF(&SVTSC='SV')
PROD0001 IMAG0001 IEASYMVN SYSDEF SYMDEF(&VENDOR='V1')
PROD0001 IMAG0001 IEASYS00 CLPA,
PROD0001 IMAG0001 IEASYS00 REAL=280, ALLOWS
PROD0001 IMAG0001 IEASYS00 RSU=0, NO RECO
PROD0001 IMAG0001 IEASYS00 VRREGN=140

```

### 7.4.16 NSIMXCFX - Coupling Facility

NSIMXCFX uses standard Rexx programming techniques to extract the Sysplex Inspection found in Image FOCUS Background Inspection Report Clusters. It then uses the extraction to build a configuration baseline the Sysplex Coupling Datasets. The fully qualified name of one or more Image FOCUS Background Report Cluster dataset(s) is required.

The unique identifier of this Detector is “XCF”.

#### 7.4.16.1 Coupling Facility Detector Keywords

XCF IFODS (IFO.IFOBBG.REPORT)

Keyword*	Sub-Keyword	Full Report Cluster Dataset Prefix
COLS 2-4		
XCF	IFODS	NODE.NODE.NODE
*Must begin in Column 2		

#### 7.4.16.2 NSIMXCFX - Coupling Facility - Records

```

PROD0001 IMAG0001
-----
SYSPLEX=SVSCPLEX
SYSNAME=SOW1
SYSCONE=W1
IPLUNIT=1000
IODFUNIT=0CE3
LOADPARM=0CE3W1.1
PLEXCFG=MULTISYSTEM
GRS=TRYJOIN
ETRMODE=YES
STPMODE=
SIMETRID=00
SYSPLEX=YES
PRIMARY_COUPLE_DATASET=COUPLE.PXCF.CDS
SYSPLEX_PRIMARY_DATASET=COUPLE.PXCF.CDS
SYSPLEX_PRIMARY_VOLUMES=VPSMSB
SYSPLEX_ALTERNATE_DATASET=COUPLE.AXCF.CDS
SYSPLEX_ALTERNATE_VOLUMES=VPSMSD
ARM_PRIMARY_DATASET=NOT_DEFINED
ARM_PRIMARY_VOLUMES=NOT_DEFINED
ARM_ALTERNATE_DATASET=NOT_DEFINED
ARM_ALTERNATE_VOLUMES=NOT_DEFINED
CFRM_PRIMARY_DATASET=COUPLE.PCFRM.CDS
CFRM_PRIMARY_VOLUMES=VPSMSB
CFRM_ALTERNATE_DATASET=COUPLE.ACFRM.CDS
CFRM_ALTERNATE_VOLUMES=VPSMSD
LOGR_PRIMARY_DATASET=COUPLE.PLOGR.CDS
LOGR_PRIMARY_VOLUMES=VPSMSB
LOGR_ALTERNATE_DATASET=COUPLE.ALOGR.CDS
LOGR_ALTERNATE_VOLUMES=VPSMSD
SFM_PRIMARY_DATASET=NOT_DEFINED
SFM_PRIMARY_VOLUMES=NOT_DEFINED

```



SFM\_ALTERNATE\_DATASET=NOT\_DEFINED

## 7.4.17 NSIMAPFX – APF Dataset Authorization

## 7.4.18 NSIMPPTX - Program Properties Table

NSIMPPTX uses standard REXX programming techniques to extract, by Image, the prevailing SCHEDxx Parmlib Members from Image FOCUS Background Inspection Report Clusters. It then uses the extracted Members to build a baseline of the Program Properties Table for each discovered Image. The fully qualified name of one or more Image FOCUS Background Report Cluster dataset(s) is required.

The unique identifier of this Detector is “PPT”.

### 7.4.18.1 The Program Properties Detector Keywords

PPT IFODS (IFO.IFOBBG.REPORT)

Keyword*	Sub-Keyword	Full Report Cluster Dataset Prefix
COLS 2-4		
PPT	IFODS	NODE.NODE.NODE
*Must begin in Column 2		

### 7.4.18.2 NSIMPPTX - Program Properties Table - Records

```

PROD0001 IMAG0001
-----
PSOURCES U002 SVTSC.PARMLIB(SCHEDI1)          VTMSG 2021/01/07 09:26:51
PSOURCES U002 SVTSC.PARMLIB(SCHEDMQ)          VTMSG 2021/10/24 12:14:40
PSOURCES U002 SVTSC.PARMLIB(SCHEDC7)          VTMSG 2021/09/17 07:24:47
PSOURCES U002 SVTSC.PARMLIB(SCHEDC8)          VTMSG 2021/06/17 08:42:37
PSOURCES U003 LVL0.PARMLIB(SCHED00)           VTLVL0 2017/06/02 11:35:00
PSOURCES U003 LVL0.PARMLIB(SCHEDTC)           VTLVL0 2021/03/11 17:15:04
PSOURCES U003 LVL0.PARMLIB(SCHEDAT)           VTLVL0 2021/12/02 18:40:36

PRECORDS HASJES2A 1 YES YES YES YES YES YES YES NONE --- --- SCHED00 U003
PRECORDS DFHSIP 8 YES --- YES --- --- YES NONE YES --- SCHED00 U003
PRECORDS ICUMKG10 1 YES --- --- --- --- --- NONE --- --- SCHED00 U003
PRECORDS ICUMKM11 1 YES YES --- YES --- --- --- NONE --- --- SCHED00 U003
PRECORDS FNMMAIN 6 YES --- YES --- --- --- --- NONE --- --- SCHED00 U003
PRECORDS ERBMFMFC - YES YES YES --- YES YES NONE --- --- SCHED00 U003
PRECORDS ERB3GMFC - YES YES YES --- YES YES NONE --- --- SCHED00 U003
...
PROD00GB PROD0011
-----
PSOURCES U002 SVTSC.PARMLIB(SCHEDI1)          VTMSG 2021/01/07 09:26:51
PSOURCES U002 SVTSC.PARMLIB(SCHEDMQ)          VTMSG 2021/10/24 12:14:40
PSOURCES U002 SVTSC.PARMLIB(SCHEDC7)          VTMSG 2021/09/17 07:24:47
PSOURCES U002 SVTSC.PARMLIB(SCHEDC8)          VTMSG 2020/06/17 08:42:37
PSOURCES U003 LVL0.PARMLIB(SCHED00)           VTLVL0 2020/06/02 11:35:00
PSOURCES U003 LVL0.PARMLIB(SCHEDTC)           VTLVL0 2020/03/11 17:15:04
PSOURCES U003 LVL0.PARMLIB(SCHEDAT)           VTLVL0 2020/12/02 18:40:36

PRECORDS HASJES2A 1 YES YES YES YES YES YES YES NONE --- --- SCHED00 U003
PRECORDS DFHSIP 8 YES --- YES --- --- YES NONE YES --- SCHED00 U003
PRECORDS ICUMKG10 1 YES --- --- --- --- --- NONE --- --- SCHED00 U003

```

```
PRECORDS ICUMKM11 1 YES YES --- YES --- --- NONE --- --- SCHED00 U003
```

### 7.4.19 NSIMIMSX - PROC/PARM

NSIMIMSX uses standard system catalog procedures to find and profile the IMS PROC used to start the IMS Master Control Region, for example, IMS910.PROCLIB(IMS91CR1). Fully profiles each dataset found within the PROC and builds a baseline of the PROC and the state and status of each included dataset. The fully qualified name of one or more IMS procedure libraries and procedure names is required.

The unique identifier of this Detector is "IMS".

#### 7.4.19.1 IMS PROC/PARM Configuration Keywords

When the IMS PROC/PARM Configuration Detector has been activated, you will need to define the High-Level Qualifier that identifies the IMS Load Modules, a description of the IMS Control Region and the Full-Qualified Name of the Member that contains the IMS Control Region Startup Procedure.

```
IMS IMSID IMS910
IMS IDESC CUSTOMER RECORDS DATA IMS910
IMS IPROC IMS910.PROCLIB(IMS91CR1)
```

```
IMS IMSID IMS1010
IMS IDESC CUSTOMER RECORDS DATA IMS1010
IMS IPROC IMS1010.PROCLIB(IMS10CR1)
```

Keyword*	Sub-Keyword	ASID, Description, DB2 Modules & Dataset
COLS 2-4	COLS 6-10	COLS 11-63
IMS	IMSID	HLQ of IMS Source Modules
	IDESC	Description of IMS Control Region
	IPROC	HLQ of IMS Startup Procedure
*Must begin in Column 2		

## 7.4.19.2 NSIMIMSX - PROC/PARM Baseline

```

TCE0000I DFSMVR00 INITIALIZATION PROCEDURE BASELINE FOR IMSID:IMS910

----- PROCEDURE CONTENT - IMS910.PROCLIB(IMS91CR1) -----
PROCEDURE //      PROC RGN=64M,SOUT=A,DPTY='(14,15)',
PROCEDURE //      SYS=,SYS1=,SYS2=,
PROCEDURE //      RGSUF=IV1,PARM1='RRS=Y',
PROCEDURE //      PARM2='OTMA=Y,OTMASE=N,GRNAME=DTSCIMS,OTMANM=DTSC
PROCEDURE //IEFPROC EXEC PGM=DFSMVR00,DPRTY=&DPTY,
PROCEDURE //      REGION=&RGN,
PROCEDURE //      PARM='CTL,&RGSUF,&PARM1,&PARM2'
PROCEDURE // *
PROCEDURE //*****
PROCEDURE //**** TO CONNECT TO DB2 DB8G AND MQ
PROCEDURE //**** PROC IN IMS910.PROCLIB IVP1DB2
PROCEDURE //*****
PROCEDURE // *      RGSUF=IV1,PARM1='SSM=DB2',PARM2='OTMA=Y,GRNAME=GI
PROCEDURE //*****
PROCEDURE // *
PROCEDURE // * THE MEANING AND MAXIMUM SIZE OF EACH PARAMETER
PROCEDURE // * IS AS FOLLOWS:

...
----- TYPE FM BLK RECS -CREATE- VOLUME ---DD--- ----LIBRARY/DATASET N
DATASETS STEP PO  U 2215 2013/047 VTI91A STEPLIB IMS910.SDFSRESL
DATASETS PROC PO  FB 0117 2009/119 VPMVSD PROCLIB  VENDOR.PROCLIB
DATASETS PROC PO  FB 0124 2005/201 VTMVSG PROCLIB  SVTSC.PROCLIB
DATASETS PROC PO  FB 0099 2013/049 VPI91A PROCLIB  IMS910.PROCLIB
DATASETS OTHR ??  VB ---- 2013/061 VPI91A DFSOLP00 IMS910.OLP00
DATASETS OTHR ??  VB ---- 2013/061 VPI91A DFSOLP01 IMS910.OLP01
DATASETS OTHR ??  VB ---- 2013/061 VPI91A DFSOLP02 IMS910.OLP02
DATASETS OTHR ??  VB ---- 2013/061 VPI91A DFSOLP03 IMS910.OLP03
DATASETS OTHR ??  VB ---- 2013/061 VPI91A DFSOLP04 IMS910.OLP04
DATASETS OTHR ??  VB ---- 2013/061 VPI91A DFSOLP05 IMS910.OLP05
DATASETS OTHR ??  VB ---- 2013/061 VPI91A DFSOLS00 IMS910.OLS00
DATASETS OTHR ??  VB ---- 2013/061 VPI91A DFSOLS01 IMS910.OLS01
DATASETS OTHR ??  VB ---- 2013/061 VPI91A DFSOLS02 IMS910.OLS02

...
----- LIBRARY(MODULE) ----- -Alias-- --Size-- -
IMODULES IMS910.SDFSRESL(AERTDLI)          DFSCDLI0 000002E0 0
IMODULES IMS910.SDFSRESL(AIBTDLI)          DFSLI000 00000298 0
IMODULES IMS910.SDFSRESL(AMDUSRF2)         DSPUSRF2 000010B8 0
IMODULES IMS910.SDFSRESL(ASMTDLI)          DFSLI000 00000298 0
IMODULES IMS910.SDFSRESL(AUTODB)           ----- 00000070 0
IMODULES IMS910.SDFSRESL(BPEAQHT0)          ----- 00000218 0
IMODULES IMS910.SDFSRESL(BPEAWCR0)          ----- 00000C28 0
IMODULES IMS910.SDFSRESL(BPEAWI00)          ----- 00000908 0
IMODULES IMS910.SDFSRESL(BPEAWSV0)          ----- 00000A48 0
IMODULES IMS910.SDFSRESL(BPEAWS10)          ----- 00000D98 0
IMODULES IMS910.SDFSRESL(BPEBPCR0)          ----- 000010D0 0
IMODULES IMS910.SDFSRESL(BPEBPC00)          ----- 00000620 0
IMODULES IMS910.SDFSRESL(BPEBPC10)          ----- 00000228 0

...
----- DATASET(MEMBER) ----- -Create- MO -Update
IMEMBERS VENDOR.PROCLIB(CICSTS30)          12/08/18 01 21/12/2
IMEMBERS VENDOR.PROCLIB(CICSTS31)          12/08/18 01 21/10/2
IMEMBERS VENDOR.PROCLIB(CICSTS33)          12/08/18 01 21/10/2
IMEMBERS VENDOR.PROCLIB(CICSTS34)          12/08/18 01 21/10/2
IMEMBERS VENDOR.PROCLIB(CICSTS35)          12/08/18 01 21/10/2
IMEMBERS VENDOR.PROCLIB(CICSTS36)          12/08/18 01 21/10/2
IMEMBERS VENDOR.PROCLIB(CICSTS37)          12/08/18 01 21/10/2
IMEMBERS VENDOR.PROCLIB(CICSTS38)          12/08/18 01 21/10/2
IMEMBERS VENDOR.PROCLIB(CICSTS39)          12/08/18 01 21/10/2
IMEMBERS VENDOR.PROCLIB(CICSTS40)          12/08/18 01 21/10/2
IMEMBERS VENDOR.PROCLIB(CICSTS41)          12/08/18 01 21/10/2
IMEMBERS VENDOR.PROCLIB(CICSTS42)          12/08/18 01 21/10/2
IMEMBERS VENDOR.PROCLIB(CICSTS48)          12/08/18 01 21/10/2

```

### 7.4.20 NSIMOMVX – OMVS/zUNIX Settings and Files

NSIMOMVX identifies change, within the OMVS Resource Class, as reported using *SYSCALL* and *BPXWUNIX* commands with /ETC detail. This Detector is triggered at user defined interval and can send notification of OMVS resource changes.

The unique identifier of this Detector is “OMV”.

#### 7.4.20.1 OMVS/zUNIX Detector Configuration Keywords

#### 7.4.20.2 NSIMOMVX – OMVS/zUNIX Baseline Records

```

TCE0000I OMVSDIR REPORT BASELINE DATE:2021/09/03 TIME:11:06:26
TCE0000I NSIMOMV APPLICATION VERSION:TCE 18.0 - NSIMOMV P1

HEAD ---zFS DATASETS AND THEIR OPERATION PROFILE---
-----ACTIVE zFS DATASETS----- VOLUME --ACCESS-- -----DATASET
ZDSN PHARL2.WEB.ZFS *VSAM* READ PHARL2.*
ZDSN OMVS.S0W1.XSCCELL.XSDMNODE.CONFIG.ZFS *VSAM* -NO_UACC- -NO_MASK-
ZDSN WAS700.SDYZZFS *VSAM* -NO_UACC- -NO_MASK-

HEAD ---UNIX FILE MOUNTPOINTS AND RELATED zFS DATASETS---
MNTS /u/pat
PHARL2.WEB.ZFS
MNTS /u/paul
PROB11.WEB.ZFS
MNTS /u/nezz
IFO.JOURNAL.ZF

HEAD ---LINK---
LINK /wasv7config/xscell/xsnode1 lrwxrwxrwx
LINK /wasv7config/xscell/xsnode1 lrwxrwxrwx
LINK /wasv7config/xscell/xsnode1 lrwxrwxrwx

HEAD ---PIPE---
HEAD ---SOCK---
HEAD ---DIRS---
DIRS /u/pat drwxr-xr-x
DIRS /u/pat drwxr-xr-x
DIRS /u/paul drwxr-xr-x

HEAD ---CDEV---
CDEV /S0W1/var crwxrwxrwx
CDEV /S0W1/dev c-w--w--w-
CDEV /S0W1/dev crw-rw-rw-

HEAD ---BDEV---
HEAD ---DOOR---
HEAD ---FILE---
FILE /u/nezz -rw-rw----
FILE /u/nezz -rw-rw----
FILE /u/nezz -rw-rw----
FILE /u/nezz -rw-rw----
FILE /u/nezz -rw-rw----

```

```

HEAD ---EXEC---
EXEC /VERYSB/usr/lpp/zWebSphere_OM -rwxr-xr-x
EXEC /VERYSB/usr/lpp/zWebSphere_OM -rwxr-xr-x
EXEC /VERYSB/usr/lpp/cicsts/cicsts32 -rwxrwxr-x
EXEC /VERYSB/usr/lpp/cicsts/cicsts41/lib/security -rwxr-xr-x

HEAD ---HIDE---
HIDE /u/db9g -rwxr-xr-x
HIDE /VERYSB -rw-----
HIDE /u/dasuser -rwxrwxr-x
HEAD ---OTHR---
OTHR /VERYSB/usr/lpp/ims/imsjava10 erwxrwxrwx
OTHR /VERYSB/usr/lpp/ims/imsjava10 erwxrwxrwx
OTHR /VERYSB/usr/lpp/ims/imsjava91 erwxrwxrwx

HEAD ---UNKS---

HEAD ---OMVS RACF GROUPS AND THEIR NAMED USER MEMBERS---
HEAD -GROUPS- SUPERIOR -OWNERS- -CREATE- -USERID- -ACCESS- -COUNTS- UNIACCES
HEAD -----
GRUP IPGROUP OMVSGRP OMVSGRP 98.284 TCPIP USE 001535 NONE
GRUP XSCFG SYS1 SYMBJ1 09.341 XSACRU USE 000018 NONE
GRUP XSCFG SYS1 SYMBJ1 09.341 XSASRU USE 000008 NONE
GRUP XSCFG SYS1 SYMBJ1 09.341 XSADMIN USE 000000 NONE
GRUP XSCFG SYS1 SYMBJ1 09.341 XSADMSH USE 000000 NONE
GRUP XBCFG SYS1 SYMBJ1 09.338 XBACRU USE 000020 NONE
GRUP XBCFG SYS1 SYMBJ1 09.338 XBASRU USE 000008 NONE
GRUP XBCFG SYS1 SYMBJ1 09.338 XBADMIN USE 000000 NONE
GRUP XBCFG SYS1 SYMBJ1 09.338 XBADMSH USE 000000 NONE
GRUP DCEGRP SYS1 SVTSCU 95.060 DCEKERN CREATE 000019 ALTER
GRUP OMVSGRP GROUP1 HUANGY 94.339 OMVSKERN USE 016502 NONE
GRUP DASADMG SYS1 IBMUSER 09.363 DASUSER USE 000004 READ

HEAD ---CONFIGURATION FILE CONTENT---
PATH /S0W1/var/wbem/repository_status RECORDS:DETL 1
RECS
f0(.0ùèö /.,òüüé?>..f0(....'iã/çöä.....0ùèéüö0¥..' [.....f0(.
PATH /S0W1/etc/csh.cshrc RECORDS:DETL 46
RECS set path = ( /bin )
RECS umask 022
PATH /S0W1/etc/csh.login RECORDS:DETL 215
RECS tty -s
RECS set tty_rc=$status
RECS if (($?STEPLIB == 0 ) && ($tty_rc == 0)) then
RECS     setenv STEPLIB none
RECS     exec tcsh -l
RECS endif
RECS unset tty_rc
RECS setenv TZ EST5EDT
RECS setenv LANG C
RECS setenv LIBPATH /lib:/usr/lib:.

```

### 7.4.21 NSIMBPXX – BPXPRM Datasets and Mount Points

NSIMBPXX identifies and baselines the BPXPRMxx members and the content that was used to initialize and protect the HFS and/or z/FS System Resources. Related USS mount points are identified, as are the highest levels of directory permissions. The unique identifier of this Detector is “OMV”.

#### 7.4.21.1 BPXPRM Detector Configuration Keywords

#### 7.4.21.2 NSIMBPXX – BPXPRM Baseline Records

```
TCE0000I UNIX SYSTEM SERVICES BASELINE DATE:2021/08/26 TIME:01:16:34
TCE0000I NSIMBPX APPLICATION VERSION:TCE 18.0 - NSIMBPX P1 - M08/D05/Y19

BPXPRM Detector Configuration Keywords

NSIMOMVX - BPXPRM Baseline Records
PARMHEAD -MEMBER- -----SOURCE PARMLIB DATASETS----- VOLUME --UACC-- --MASK--
PARMHEAD -----
BPXPRMXX BPXPRMWM SVTSC.PARMLIB VTMVSG -NO_UACC- -NO_MASK-
BPXPRMXX BPXPRMOM LVL0.PARMLIB VTLVL0 -NO_UACC- -NO_MASK-
BPXPRMXX BPXPRMSV SVTSC.PARMLIB VTMVSG -NO_UACC- -NO_MASK-
BPXPRMXX BPXPRMDB SVTSC.PARMLIB VTMVSG -NO_UACC- -NO_MASK-
BPXPRMXX BPXPRMMS SVTSC.PARMLIB VTMVSG -NO_UACC- -NO_MASK-
BPXPRMXX BPXPRMI1 SVTSC.PARMLIB VTMVSG -NO_UACC- -NO_MASK-
BPXPRMXX BPXPRMI9 SVTSC.PARMLIB VTMVSG -NO_UACC- -NO_MASK-
BPXPRMXX BPXPRM66 SVTSC.PARMLIB VTMVSG -NO_UACC- -NO_MASK-
BPXPRMXX BPXPRMRZ SVTSC.PARMLIB VTMVSG -NO_UACC- -NO_MASK-
BPXPRMXX BPXPRM61 SVTSC.PARMLIB VTMVSG -NO_UACC- -NO_MASK-

STATHEAD -MEMBER- -----MEMBER STATISTICS-----
STATHEAD ----- -UPDATE- HH:MM -USERID- -----
BPXPRMY Y BPXPRMWM 20/10/13 11:37 DPACK
BPXPRMY Y BPXPRMOM 20/12/08 11:17 PKRUTZA
BPXPRMY Y BPXPRMSV 20/11/19 14:24 SYSMBJ1
BPXPRMY Y BPXPRMDB 20/12/30 10:38 IBMUSER
BPXPRMY Y BPXPRMMS 21/08/01 14:32 IBMUSER
BPXPRMY Y BPXPRMI1 21/09/10 07:10 DPACK
BPXPRMY Y BPXPRMI9 21/08/23 07:54 RGONZAL
BPXPRMY Y BPXPRM66 20/11/05 10:57 FLEMING
BPXPRMY Y BPXPRMRZ 20/11/12 13:18 LARRYWD
BPXPRMY Y BPXPRM61 20/12/07 08:06 SYSMBJ1

MBSRHEAD -MEMBER- -----MEMBER CONTENT-----
MBSRHEAD -----
BPXPRMWM /*****
BPXPRMWM /* SETUP WAS */
BPXPRMWM /*****
BPXPRMWM MAXASSIZE(2147483647)
BPXPRMWM MAXCORESIZE(2147483647)
BPXPRMWM MAXSHAREPAGES(524288)
BPXPRMWM MAXPROCSYS(200)
BPXPRMWM MAXPROCUSER(100)
BPXPRMWM MAXUIDS(200)
BPXPRMWM MAXFILEPROC(10000)
BPXPRMWM MAXPTYS(256)
BPXPRMWM MAXTHREADTASKS(5000)
BPXPRMWM MAXTHREADS(10000)
BPXPRMWM MAXCPUPTIME(2147483647)
BPXPRMWM SUPERUSER(OMVSKERN)
```

```

BPXPRMWM CTRACE (CTIBPX00)
BPXPRMWM IPCSHMNSEGS (200)

ZFSHEAD -----ACTIVE ZFS DATASET----- --UACC-- --MASK--
ZFSHEAD -----
ZFSNAMES PHARL2.WEB.ZFS                      READ PHARL2.*
ZFSNAMES PROBI1.WEB.ZFS                      READ PROBI1.*
ZFSNAMES IFO.JOURNAL.ZFS                    READ IFO.*
ZFSNAMES OMVS.S0W1.XSCCELL.XSNODE1.CONFIG.ZFS -NO_UACC- -NO_MASK-
ZFSNAMES OMVS.S0W1.XSCCELL.XSDMNODE.CONFIG.ZFS -NO_UACC- -NO_MASK-
ZFSNAMES WAS700.SDYZZFS                     -NO_UACC- -NO_MASK-
ZFSNAMES WAS700.SIWOZFS                     -NO_UACC- -NO_MASK-
ZFSNAMES WAS700.SBBOZFS                     -NO_UACC- -NO_MASK-
ZFSNAMES OMVS.S0W1.XBCELL.XBNODE1.CONFIG.ZFS -NO_UACC- -NO_MASK-
ZFSNAMES OMVS.S0W1.XBCELL.XBDMNODE.CONFIG.ZFS -NO_UACC- -NO_MASK-
ZFSNAMES WAS610.SIWOZFS                     -NO_UACC- -NO_MASK-
ZFSNAMES WAS610.SBBOZFS                     -NO_UACC- -NO_MASK-
ZFSNAMES DFH320.ZFS                        -NO_UACC- -NO_MASK-

UNIXHEAD -----CURRENT UNIX CONFIGURTION SETTINGS-----
UNIXHEAD -----
SETTINGS MAXPROCSYS      =      200
SETTINGS MAXPROCUSER     =      100
SETTINGS MAXFILEPROC     =     10000
SETTINGS MAXFILESIZE     = NOLIMIT.
SETTINGS MAXCPUPTIME     = 2147483647
SETTINGS MAXUIDS         =      200
SETTINGS MAXPTYS         =     256.
SETTINGS MAXMMAPAREA     =     40960
SETTINGS MAXASSIZE       = 2147483647
SETTINGS MAXTHREADS      =     10000
SETTINGS MAXTHREADTASKS  =      5000
SETTINGS MAXCORESIZE     = 2147483647
SETTINGS MAXSHAREPAGES   =     524288
SETTINGS IPCMSGQBYTES    = 2147483647
SETTINGS IPCMSGQMNUM     =     10000

MNTSHEAD -----ACTIVE MOUNT POINTS----- PERMISSION -OWNERS-
MNTSHEAD -----
MONTPTS /u/pat           drwxr-xr-x  STCOPER
MONTPTS /u/paul          drwxr-xr-x  STCOPER
MONTPTS /u/nezz          drwxr-xr-x  STCOPER
MONTPTS /wasv7config/xscell/xsnodel      drwxrwxr-x  XSADMIN
MONTPTS /wasv7config/xscell/xsdmnode     drwxrwxr-x  XSADMIN
MONTPTS /VERSYSB/usr/lpp/zWebSphere_SPS  drwxr-xr-x  STCOPER
MONTPTS /VERSYSB/usr/lpp/zWebSphere_OM   drwxr-xr-x  STCOPER
MONTPTS /VERSYSB/usr/lpp/zWebSphere      drwxr-xr-x  STCOPER
MONTPTS /wasv6config/xbcell/xbnodel      drwxrwxr-x  XBADMIN
MONTPTS /wasv6config/xbcell/xbdmnode     drwxrwxr-x  XBADMIN
MONTPTS /u/zWebSphere_OM                 drwxr-xr-x  STCOPER
MONTPTS /u/zWebSphere                   drwxr-xr-x  STCOPER
MONTPTS /VERSYSB/usr/lpp/cicsts/cicsts32  drwxrwxr-x  STCOPER
MONTPTS /VERSYSB/usr/lpp/cicsts/cicsts41/lib/security drwxr-xr-x  STCOPER
MONTPTS /VERSYSB/usr/lpp/cicsts/cicsts41/samples drwxr-xr-x  STCOPER

```

### 7.4.22 NSIMGRPX – SYS1 Resource Access

This Detector uses standard calls to RACF ('LG SYS1') to create a baseline of the Groups, Sub-Groups and Individuals that have access the SYS1 System Resources. Changes in group membership, individuals and their access privileges are reported.

#### 7.4.22.1 SYS1 Resource Detector Configuration Keywords

#### 7.4.22.2 NSIMGRPX – BPXPRM Baseline Records

```
TCE0000I SYS1 WORKGROUP BASELINE DATE:2021/09/05 TIME:13:48:54
TCE0000I NSIMGRP APPLICATION VERSION:TCE 18.0 - NSIMGRP P1

GRUP SYS1 1 NONE IBMUSER 89.355 IBMUSER JOIN 003826 READ NONE NONE NONE
GRUP SYS1 1 NONE IBMUSER 89.355 STRTASK USE 003321 NONE NONE NONE NONE
GRUP SYS1 1 NONE IBMUSER 89.355 DB9GRFSH USE 000000 NONE NONE NONE NONE
GRUP SYS1 1 NONE IBMUSER 89.355 DB9GENV5 USE 000000 NONE NONE NONE NONE
GRUP SYS1 1 NONE IBMUSER 89.355 DB8GRFSH USE 000000 NONE NONE NONE NONE
GRUP SYS1 1 NONE IBMUSER 89.355 DB9GENV6 USE 000000 NONE NONE NONE NONE
GRUP SYS1 1 NONE IBMUSER 89.355 DB9GENV7 USE 000000 NONE NONE NONE NONE
GRUP SYS1 1 NONE IBMUSER 89.355 GDANI1 USE 000010 READ NONE NONE NONE
GRUP SYS1 1 NONE IBMUSER 89.355 GDANI2 USE 000000 READ NONE NONE NONE
GRUP SYS1 1 NONE IBMUSER 89.355 PROBI1 USE 009588 READ NONE NONE NONE
GRUP SYS1 1 NONE IBMUSER 89.355 PROBI2 USE 000073 READ NONE NONE NONE
GRUP SYS1 1 NONE IBMUSER 89.355 PROBI3 USE 000003 READ NONE NONE NONE
GRUP SYS1 1 NONE IBMUSER 89.355 PROBI4 USE 000001 READ NONE NONE NONE
GRUP SYS1 1 NONE IBMUSER 89.355 RTAPI1 USE 000000 READ NONE NONE NONE

MBRS IBMUSER THE IBMUSER_ID SPECIAL_OPERATIONS AUDITOR 12.065/12:39:12
MBRS STRTASK STARTED_TASKS SPECIAL_OPERATIONS 12.064/02:02:27
MBRS DB9GRFSH NAME_UNKNOWN OPERATIONS UNKNOWN
MBRS DB9GENV5 NAME_UNKNOWN OPERATIONS UNKNOWN
MBRS DB8GRFSH NAME_UNKNOWN OPERATIONS UNKNOWN
MBRS GDANI1 ADCD_USER AUDITOR 11.312/19:22:00
MBRS GDANI2 ADCD_USER AUDITOR UNKNOWN
MBRS PROBI1 ADCD_USER AUDITOR 12.065/13:47:25
MBRS PROBI2 ADCD_USER AUDITOR 12.033/12:11:50
MBRS PROBI3 ADCD_USER AUDITOR 11.167/10:28:29
MBRS PROBI4 ADCD_USER AUDITOR 11.167/10:27:28
MBRS RTAPI1 ADCD_USER AUDITOR UNKNOWN
MBRS RTAPI2 ADCD_USER AUDITOR UNKNOWN
MBRS GBAGS1 ADCD_USER AUDITOR 12.065/08:17:07
```



### 7.4.23 NSIMHZSX – RACF Sensitive Resources

NSIMHZSX directs a query for the current state, status and full racf\_sensitive\_resource health check last created by the IBM Health Checker for z/OS for the LPAR on which the Detector is running. Changes in APF List, Authorized Callers and other critical security areas are reported.

#### 7.4.23.1 RACF Sensitive Resource Detector Keywords

#### 7.4.23.2 NSIMHZSX – BPXPRM Baseline Records

```
TCE0000I HEALTH CHECKER BASELINE DATE:2021/09/22 TIME:15:35:23
TCE0000I NSIMHZS APPLICATION VERSION:TCE 18.0 - NSIMHZS P0 - M09/D30/Y13
TCE0000I NSIMHZS CONFIGURATION:IFO.IFOP
```

REQUEST PARMS:

```
<> HZS0003E IBMRACF
```

HEALTH CHECK EXCEPTION SUMMARY:

```
<> MED EXCEPTS RACF_TAPEVOL_ACTIVE ACTIVE ENABLED 10/22/2014
<> MED EXCEPTS RACF_TEMPDSN_ACTIVE ACTIVE ENABLED 10/22/2014
<> MED EXCEPTS RACF_IBMUSER_REVOKED ACTIVE ENABLED 10/22/2014
<> HOT EXCEPTS RACF_SENSITIVE_RESOURCES ACTIVE ENABLED 10/22/2014
```

DETAIL HEALTH CHECK REPORTS:

```
<> MED EXCEPTS RACF_TAPEVOL_ACTIVE ACTIVE ENABLED 10/22/2014
```

```
CHECK(IBMRACF,RACF_TAPEVOL_ACTIVE)
START TIME: 09/22/2021 14:30:11.898253
CHECK DATE: 20051111 CHECK SEVERITY: MEDIUM
CHECK PARM: TAPEVOL
```

\* Medium Severity Exception \*

```
IRRH229E The class TAPEVOL is not active.
```

Explanation: The class is not active. IBM recommends that the security administrator at your installation activate this class and define in it the profiles to properly protect your system.

System Action: The check continues processing. There is no effect on the system.

```
>>><<<
```

```
<> MED EXCEPTS RACF_TEMPDSN_ACTIVE ACTIVE ENABLED 10/22/2014
```

```
CHECK(IBMRACF,RACF_TEMPDSN_ACTIVE)
START TIME: 09/22/2021 14:30:11.896895
CHECK DATE: 20051111 CHECK SEVERITY: MEDIUM
CHECK PARM: TEMPDSN
```

\* Medium Severity Exception \*

```
IRRH229E The class TEMPDSN is not active.
```

Explanation: The class is not active. IBM recommends that the security administrator at your installation activate this class and

```

define in it the profiles to properly protect your system.

System Action:  The check continues processing. There is no effect on
the system.
>>><<<
<> MED EXCEPTS RACF_IBMUSER_REVOKED ACTIVE ENABLED 09/22/2021

CHECK(IBMRA CF,RACF_IBMUSER_REVOKED)
START TIME: 09/22/2021 14:30:11.897845
CHECK DATE: 20051111  CHECK SEVERITY: MEDIUM

* Medium Severity Exception *

IRRH225E The user ID IBMUSER is not revoked.

Explanation:  The user ID IBMUSER has not been revoked. IBM recommends
revoking IBMUSER.

System Action:  The check continues processing. There is no effect on
the system.

Operator Response:  Report this problem to the system security
administrator and the system auditor.
>>><<<
<> HOT EXCEPTS RACF_SENSITIVE_RESOURCES ACTIVE ENABLED 10/22/2014

CHECK(IBMRA CF,RACF_SENSITIVE_RESOURCES)
START TIME: 09/22/2021 14:32:54.180260
CHECK DATE: 20040703  CHECK SEVERITY: HIGH

APF Dataset Report

S Data Set Name                               Vol      UACC Warn ID*  User
- - - - -
V ANF.SANFLOAD                               VTMVSC
V AOP.SAOPLOAD                               VTMVSC
V CEE.SCEERUN                                VTMVAB
E CEE.SCEERUN                                VTMVSC
E CEE.SCEERUN2                               VTMVSC
E CSF.SCSFMOD0                               VTMVSC
E CSQ700.CSQ7.SCSQAUTH                       VPMQ7A
E CSQ700.SCSQANLE                             VTMQ7A

```

## 8 Installing on a Remote System or LPAR

The Integrity Controls Environment can be installed on a Remote System or LPAR. For purposes of this discussion a Remote System or LPAR is defined as an ICE installation that is running the ICE Procedure IFOAGNT as opposed to IFOM. Such a Remote System or LPAR would not be configured to have access to the ICE Primary Menu and is intended only for creating the environment in which remote ICE Applications can execute, for example, IPLCheck and/or Supplemental Detectors.

### 8.1 The ICE Remote Environment Procedure – IFOAGNT

Once the ALLOC and BUILD jobs have run on a Remote System or LPAR you will need to locate and edit the NSEPRMID and NSEMSGID Configuration Members that are found in the ICE Parmlib Dataset.

Copy the IFOAGNT procedure from &nssprfx.PROCLIB to a system PROCLIB dataset. Modify the PROC to meet your site standards by specifying values for:

- **NSSPRFX=** One or more IFOAGNT Dataset Qualifier
- **SPFPRFX=** IBM ISPF dataset prefix
- **PRM=** The suffix of the NSEPRMxx Configuration Member

To start the ICE Remote Environment, issue the MVS command START IFOAGNT.

```

//*-----*
//*          NEWERA IMAGE FOCUS ENVIRONMENT          *
//*          STARTED TASK PROCEDURE                  *
//*          *                                       *
//* DETECTOR ONLY ADDRESS SPACE                      *
//*          *                                       *
//* NSSPRFX - PREFIX FOR IMAGE FOCUS DATASETS        *
//*          *                                       *
//* SPFPRFX - PREFIX FOR IBM ISPF/PDF DATASETS      *
//*          *                                       *
//*-----*
//*
//AGNT      PROC NSSPRFX='IFO.IFOB',
//           SPFPRFX='ISP',
//           PRM='ID'                                NSEPRMXX SUFFIX
//*
//IEFPROC EXEC PGM=NSEINIT,
//           REGION=60M,TIME=60,
//           DYNAMNBR=350,
//           PARM='SUBS=NONE,PRM=&PRM'
//STEPLIB   DD DISP=SHR,DSN=&NSSPRFX..LOAD
//NSEPARM   DD DISP=SHR,DSN=&NSSPRFX..PARMLIB
//ICEWORK   DD DISP=SHR,DSN=&NSSPRFX..ICEWORK
//NSETABB   DD DISP=SHR,DSN=&NSSPRFX..SISPTABB
//NSWJLOG   DD SYSOUT=A,HOLD=YES
//SYSPROC   DD DISP=SHR,DSN=&NSSPRFX..SISPCLIB

```

```
// DD DISP=SHR,DSN=&SPFPRFX..SISPCLIB ISPF 00280000
// * DD DISP=SHR,DSN=SYS2.SERENA.PDSE510.CLIST PDSTOOLS 00290000
// * DD DISP=SHR,DSN=SYS1.DGTCLIB ISMF 00300000
// * DD DISP=SHR,DSN=SYS1.SGIMCLS0 SMP/E 00310000
// * DD DISP=SHR,DSN=SYS1.HRFCLST RACF 00320000
// * DD DISP=SHR,DSN=SYS1.SCBDCLST HCD 00330000
//SYSEXEC DD DISP=SHR,DSN=&SPFPRFX..SISPEXEC ISPF 00340000
//SYSHelp DD DISP=SHR,DSN=SYS1.HELP 00350000
// DD DISP=SHR,DSN=&SPFPRFX..SISPHELP ISPF 00360000
// * ISPLLIB DD DISP=SHR,DSN=SYS2.SERENA.PDSE510.LOAD PDSTOOLS 00370000
// * DD DISP=SHR,DSN=SYS1.DGTPLIB ISMF 00380000
// ISPLIB DD DISP=SHR,DSN=&NSSPRFX..SISPMENU 00390000
// DD DISP=SHR,DSN=&SPFPRFX..SISPMENU ISPF 00400000
// * DD DISP=SHR,DSN=SYS2.SERENA.PDSE510.MSGS PDSTOOLS 00410000
// * DD DISP=SHR,DSN=SYS1.DGTMLIB ISMF 00420000
// * DD DISP=SHR,DSN=SYS1.SGIMMENU SMP/E 00430000
// DD DISP=SHR,DSN=ISF.SISFMLIB SDSF 00440000
// * DD DISP=SHR,DSN=SYS1.HRFMSG RACF 00450000
// * DD DISP=SHR,DSN=SYS1.SCBDMENU HCD 00460000
// ISPEXEC DD DISP=SHR,DSN=&SPFPRFX..SISPEXEC ISPF 00470000
// ISPLIB DD DISP=SHR,DSN=&NSSPRFX..SISPPENU 00480000
// DD DISP=SHR,DSN=&SPFPRFX..SISPPENU ISPF 00490000
// * DD DISP=SHR,DSN=SYS2.SERENA.PDSE510.PANELS PDSTOOLS 00500000
// * DD DISP=SHR,DSN=SYS1.DGTPLIB ISMF 00510000
// * DD DISP=SHR,DSN=SYS1.SGIMPENU SMP/E 00520000
// DD DISP=SHR,DSN=ISF.SISFPLIB SDSF 00530000
// * DD DISP=SHR,DSN=SYS1.HRFPANL RACF 00540000
// * DD DISP=SHR,DSN=SYS1.SCBDPENU HCD 00550000
// ISPSLIB DD DISP=SHR,DSN=&SPFPRFX..SISPSENU ISPF 00560000
// DD DISP=SHR,DSN=&SPFPRFX..SISPSLIB ISPF 00570000
// * DD DISP=SHR,DSN=SYS1.SGIMSENU SMP/E 00580000
// * DD DISP=SHR,DSN=SYS1.DGTSLIB ISMF 00590000
// * DD DISP=SHR,DSN=SYS1.HRFSKEL RACF 00600000
// ISPTLIB DD DISP=SHR,DSN=&SPFPRFX..SISPTENU ISPF 00610000
// * DD DISP=SHR,DSN=SYS1.DGTTLIB ISMF 00620000
// DD DISP=SHR,DSN=ISF.SISFTLIB SDSF 00630000
// * DD DISP=SHR,DSN=SYS1.SMP.OTABLES SMP/E 00640000
// * DD DISP=SHR,DSN=SYS1.SCBDTENU HCD 00650000
// * ISPTABL DD DISP=SHR,DSN=SYS1.SMP.OTABLES 00660000
// * SMPTABL DD DISP=SHR,DSN=SYS1.SMP.OTABLES 00670000
// ISPCLT1 DD DISP=NEW,UNIT=SYSALLDA,SPACE=(CYL,(1,1)),
// DCB=(LRECL=80,BLKSIZE=800,RECFM=FB) 00680000
// ISPCLT2 DD DISP=NEW,UNIT=SYSALLDA,SPACE=(CYL,(1,1)),
// DCB=(LRECL=80,BLKSIZE=800,RECFM=FB) 00690000
// ISPLST1 DD DISP=NEW,UNIT=SYSALLDA,SPACE=(CYL,(1,1)),
// DCB=(LRECL=121,BLKSIZE=1210,RECFM=FBA) 00700000
// ISPLST2 DD DISP=NEW,UNIT=SYSALLDA,SPACE=(CYL,(1,1)),
// DCB=(LRECL=121,BLKSIZE=1210,RECFM=FBA) 00710000
//SYSDUMP DD SYSOUT=A,HOLD=YES 00720000
//NSDUMP DD SYSOUT=A,HOLD=YES 00730000
```

## 8.2 Remote ICE Configuration Members

Once the ALLOC and BUILD jobs have run on a Remote System or LPAR you will need to locate and edit the NSEPRMID and NSEMSGID Configuration Members that are found in the ICE Parmlib Dataset.

### 8.2.1 Authoring NEZCHKT

When installing on remote system, the ICE module NEZCHKT must be authorized. To do this include NEZCHKT as an Authorized Program in IKJTSOxx and issue the following operator command:

```
SET IKJTSO=xx
```

### 8.2.2 Starting Related Task – NSEPRMxx

The NSEPRMxx Configuration Member determines which TASK will be started when the IFOAGNT Procedure is started. Where “xx” is the suffix value that matches the value defined in the IFOAGNT PROC on the “PRM=” Keyword. The default value assigned to the “PRM=” Keyword is **ID**. If you intend to change this default value or any of the other value that appears in the default member it is best that you work with NewEra Technical Support BEFORE you submit IFOAGNT.

This member also contains the **COMPANY Authorization Control Card**. The value that follows the “=” is the License Key you will need to start IFOAGNT. Other License Keys are needed when ICE Applications other than IPLCheck – Core and the Level-One Detectors are in use.

The COMPANY License Key is CPU Model and Serial Number specific so you will need a unique Key for each physical CPU upon which you intend to run IFOAGNT. NewEra Technical Support will assist you should you require a Key.

```
TASK=NSWJSSI                                /* JOURNAL SUBSYSTEM */ 00010001
TASK=NSWJSTI CTL(00) JRN(00) ENS(00) DET(00) ICETDET /* JOURNAL CTL. */ 00020001
TASK=NSWJSCI LOG(ERRORS)                    /* LOG TASK */          00030001
TASK=NSWOMST                                /* OP CMD LOGGING */    00040001
TASK=NSWCEFM                                /* FUNCTION SCHEDULER */ 00050001
TASK=NSTINIT                                /* WAKES UP EVERY 3MINS*/ 00060001
*COMPANY=                                   /* REQUIRED */           00070001
```

### 8.2.3 Report Message Filtering – NSEMSGxx

The NSEMSGxx Configuration Member is used in conjunction with the IPLCheck Family of Predictive Failure Analysis Health Checks. Specifically this Configuration Member allows you to change the severity of one or more Inspection Messages as they would be reported to the IBM Health Checker for z/OS during the Virtual IPL of running or alternate system or recorded in the Inspection Log of a targeted system.

```
*****
* LIMITATION: CURRENTLY MESSAGE IFO0909E CANNOT BE FILTERED/CHANGED *
*****
*
* IN THE FIRST EXAMPLE, THE MESSAGE SEVERITY IS CHANGED
* FROM A ERROR TO A WARNING FOR ALL IFO0615E MESSAGES.
*
* IN THE SECOND EXAMPLE, THE MESSAGE SEVERITY IS CHANGED
* FROM A WARNING TO NOTICE BUT ONLY IF THE WORD PROCEDURE TCPIP
* IS ALSO FOUND IN THE MESSAGE.
*
* IN THE THIRD EXAMPLE THE MESSAGE SEVERITY IS CHANGED
* FROM A WARNING TO A ERROR BUT ONLY IF THE PREFIX SYS1 IS FOUND
* IN THE MESSAGE.
*
* ALL MESSAGES THAT ARE TO BE CHANGED MUST START IN COLUMN 1
*
* THE FOLLOWING ARE IMAGE FOCUS Z/OS CORE INSPECTION MESSAGES
*
*IFO0615E(W)
*IFO0983W(N) ' PROCEDURE TCPIP '
*IFO0749W(E) ' SYS1'
*
* THE FOLLOWING ARE IMAGE FOCUS SUBSYSTEM INSPECTION MESSAGES
*
*JES0153W(N)
*VTM0151E(W)
*TCP0010E(N)
```

## 9 Sample Configuration Members

The Detectors are controlled by two separate and distinct Configuration Members both are found in the ICE Parmlib Dataset. NSEDETxx is used to define the Operation Characteristics of a Detector while NSEENSxx is used to define its Notification Attributes.

A sample of each Configuration Member is shown in this section and should be reviewed in conjunction with Detector Configuration Keyword Explanations given elsewhere in this User Guide.

### 9.1 NSEDET00 Configuration Member

The NSEDET00 member is used to define the operational values and other characteristics of the Supplemental Detectors. A self-documented default copy of the member is shipped with ICE Download and can be found in HLQ..INSTLIB under the member name SAMDET00. A Copy appears below.

```

*-----*
*          THE NSEDETXX ICE PARMLIB MEMBER          *
*          COPYRIGHT 2021, NEWERA SOFTWARE, INC.    *
*          UPDATED TO SUPPORT ICE17 GA - 09/30/2021  *
*-----*
*
* THIS ICE PARMLIB MEMBER IS USED TO CONTROL THE ACTIVATION OF CER- *
* TAIN ICE SUPPLEMENTAL EVENT OR INTERVAL DRIVEN PROCESSES.      *
*
* 1 - ACTIVATION OF PROGRAM PROCESSES BASED ON EVENT OCCURRENCE.  *
* 2 - ACTIVATION OF PROGRAM PROCESSES BASED ON DAY, DATE OR TIME.  *
*
*-----*
*          STARTING THE EVENT AND/OR INTERVAL PROCESS          *
*-----*
*          STATEMENT SYNTAX                                     *
*
* - ALL ACTIVATION STATEMENTS LISTED BELOW MUST BEGIN IN COLUMN ONE. *
* - EACH ACTIVATION STATEMENT MAY HAVE ONE OR MORE RELATED KEYWORDS. *
*   KEYWORDS MUST BEGIN IN COLUMN TWO TO BE RECOGNIZED            *
* - ASTERISK - "*" IN COLUMN IS USED TO INDICATE COMMENTS.      *
*
* - PROCESS ACTIVATION STATEMENTS:                                *
*
*   LAUNCHPROC ifodet_proc_name - NAMES THE ICE PROCEDURE FOUND IN *
*   THE ICE INSTLIB THAT WAS MOVED INTO SYS1.PROCLIB DURING THE ICE *
*   INSTALLATION. DEFAULT NAMES ARE IFODET AND/OR IFOAGNT.        *
*
* - EVENT ACTIVATION STATEMENTS: EVENT (SYSTEM MESSAGE) DRIVEN   *
*
*   <>THE IMAGE MANAGER: PRODUCTION VS. ALTERNATIVE SYSTEM CHANGES *
*
*   NSIDIPL: ON|OFF - IPLCHECK AND ALT BASELINE/CHANGE REPORTING  *
*
* - INTERVAL ACTIVATION STATEMENTS: DAY, DATE, TIME ACTIVATED    *
*
*   <>TCE MANAGEMENT TASK: TRIMS TCE TEMPORARY FILE COUNT TO A VALUE *
*
*   RETAINTCEDS ON|OFF - RETAIN ONLY 10 EMAIL ATTACHMENT FILE    *
*

```

```

*      <>CHANGE DETECTORS: BASELINING WITH CHANGE ANALYSIS AND REPORTING *
*
* #01 LOADLIBRARY ON|OFF - NAMED z/OS LOAD LIBRARIES AND MODULES *
* #02 MBRDATASETS ON|OFF - NAMED Z/OS MEMBER DATASETS AND MEMBERS *
* #03 IODFDATASET ON|OFF - NAMED IODF DATASETS (IOCP,OSCP,SWCP) *
* #04 HEALTHCHECK ON|OFF - ALL OR NAMED CHECKS FOR LOCAL/NAMED LPARS *
* #05 USERDEFINED ON|OFF - REPORTS NEW IPL - SAMPLE APPLICATION *
* #06 TCEWEBCYCLE ON|OFF - REPORTS CHANGES IN TCE JOURNAL EVENTS *
* #07 DB2DSNTIDXX ON|OFF - CHANGES IN NAMED DB2 REGIONS *
* #08 CICSCSDPARM ON|OFF - NAMED CICS CSDS DATASET *
* #09 DSMONREPORT ON|OFF - CHANGES IN ALL/NAMED RACF DSMON REPORTS *
* #10 ZSYSTEMSVCS ON|OFF - CHANGES IN z/OS SYSTEM SVCS *
* #11 VOLUMELISTS ON|OFF - SYSTEM VOLUME ADDS, DELETES AND CHANGES *
* #12 ACF2REPORTS ON|OFF - CHANGES IN CERTAIN ACF2 REPORTS *
* #13 CATSREPORTS ON|OFF - CHANGES IN CERTAIN TOP SECRET REPORTS *
* #14 ZIMAGEFOCUS ON|OFF - CHANGES IN IMAGE FOCUS INSPECTION REPORTS *
* #15 IPLPACKAGES ON|OFF - CHANGES IN IMAGE FOCUS IPL PACKAGES *
* #16 XCFDATASETS ON|OFF - COUPLING FACILITY DATASETS *
* #17 APFDATASETS ON|OFF - APF DATASET TABLE ENTRIES *
* #18 PPTPROGRAMS ON|OFF - PROGRAM PROPERTIES TABLE CHANGES *
* #19 IMSSYSPARMS ON|OFF - IMS CONTROL REGION PARAMETERS *
* #20 OMVSCONFIGS ON|OFF - OMVS/zUNIX SYSTEM AND FILE PARAMETERS *
* #21 BPXSETTINGS ON|OFF - BPXPRM DATASETS, MOUNTS/FILE PARAMETERS *
* #22 SYSWRKGROUP ON|OFF - GROUP, SUBGROUP, INDIVIDUALS IN SYS1 GROUP *
* #23 RACFSRCHECK ON|OFF - RACF SENSITIVE RESOURCE HEALTH CHECKS *
*
*-----*
*              SAMPLE LAUNCH PROCEDURE ACTIVATION *
*-----*
*
LAUNCHPROC IFODET
*
*-----*
*
*-----*
*              IMAGE MANAGER ACTIVATION KEYWORDS *
*-----*
*
*IPL sub_keyword - MUST BE IN COLUMN 2 AND PRECEDE EACH SUB-KEYWORD *
*
*      <>SUB-KEYWORDS: *
*
*      PRODHQ - THE HLQ.LLQ OF THE INSPECTION LOG CREATED BY IPLCHECK *
*              CORE FOR THE PRODUCTION SYSTEM - REQUIRED. *
*      STAGHQ - THE HLQ.LLQ OF THE INSPECTION LOG CREATED BY IPLCHECK *
*              ALT FOR THE ALTERNATIVE SYSTEM - REQUIRED. *
*      BASENDX - THE FULLY QUALIFIED NAME OF THE IMAGE FOCUS BACKGROUND *
*              REPORT INDEX. ITS CONTAIN VALUE COULD BE USED AS THE *
*              BASELINE CONFIGURATION SNAPSHOT - OPTIONAL. *
*      BASEDSN - A FULLY QUALIFIED IMAGE FOCUS BACKGROUND INSPECTION *
*              THAT COULD BE THE CONFIGURATION SNAPSHOT - OPTIONAL. *
*      COMPARE BASENDX|BASEDSN - DEFINES WHICH OF THE POSSIBLE SOURCES *
*              WILL BE USED AS SNAPSHOTS - OPTIONAL. *
*              IF NOT DEFINED PRODHQ WILL BE USED *
*              AND UPDATED WITH EACH NEW IPL. *
*      BASEHLQ - DEFINES THE HLQ.LLQ OF TEMPORARY DATASETS - OPTIONAL. *
*
*-----*
*              SAMPLE IMAGE MANAGER ACTIVATION *
*-----*
*
NSIDIPL: ON /* A GENERAL SYNTAX EXCEPTION - MUST BEGIN IN COLUMN 2 */
*
IPL PRODHQ= HLQ.LLQ.IPLCHECK
IPL STAGHQ= HLQ.LLQ.IPLALT
*IPL BASENDX= HLQ.LLQ.REPORT.INDEX
*IPL BASEDSN= HLQ.LLQBG.REPORT.D2021307.T1138246
*IPL COMPARE= BASEDSN|BASENDX
*IPL BASEHLQ= HLQ.LLQ
*

```



```

*-----*
*-----*
*          ACTIVATING A DAY, DATE AND/OR TIME INTERVAL          *
*-----*
*
*THE CYCLE KEYWORD TO DEFINE THE INTERVAL AT WHICH A TASK OR DETECTOR *
*WILL BE CALLED. ONE OF THESE THREE SUB-KEYWORDS MUST BE USED AND EN- *
*CLOSED AS (keyword). *
*
* DAILY      - MUST BE FURTHER REFINED BY TIME() AND INTERVAL() *
* WEEKLY     - MUST BE FURTHER REFINED BY (DAY OF WEEK)) AND TIME() *
* MONTHLY    - MUST BE FURTHER REFINED BY (DAY OF MONTH)) AND TIME() *
*
* TIME       - AS IN A 24 HOUR DAY, (HOUR:MINUTE) *
* INTERVAL   - INTERVALS OF EXECUTION WITHIN THE DAILY CYCLE ONLY *
* DAYS       - MON,TUE,WED,THU,FRI,SAT,SUN *
* EOM        - CYCLE AT 'END OF MONTH' - USE WITH MONTHLY CYCLE ONLY *
* BOM        - CYCLE AT 'BEGINNING OF MONTH' - MONTHLY CYCLE ONLY *
* DOM        - CYCLE ON 'DAY OF MONTH' - (1,2,ETC)- MONTHLY CYCLE ONLY *
*
*-----*
*          SAMPLE IMAGE MANAGER ACTIVATION *
*-----*
*
*EACH CYCLE KEYWORD MUST BE PROCEDE BY THE "task_or_detector" NAME *
*BEGINNING IN COLUMN ONE. *
*
*task_or_detector CYCLE(DAILY) TIME(01:15) INTERVAL(1|2|3|4|6|12) *
*task_or_detector CYCLE(WEEKLY(MON,TUE,WED,SUN)) TIME(12:47) *
*task_or_detector CYCLE(MONTHLY(EOM)) TIME(01:01) *
*task_or_detector CYCLE(MONTHLY(DOM(2,20,30,15,22),EOM)) TIME(12:46) *
*
*-----*
*          SAMPLE RETAINTCEDS ACTIVATION *
*-----*
*
*RETAINTCEDS ON|OFF /* BY DEFAULT 10 DATASETS WILL BE RETAINED */ *
*
*RETAINTCEDS CYCLE(DAILY) TIME(01:15) INTERVAL(1|2|3|4|6|12) *
*RETAINTCEDS CYCLE(WEEKLY(MON,TUE,WED,SUN)) TIME(12:47) *
*RETAINTCEDS CYCLE(MONTHLY(EOM)) TIME(01:01) *
*RETAINTCEDS CYCLE(MONTHLY(DOM(2,20,30,15,22),EOM)) TIME(12:46) *
*
*-----*
*          #01 SAMPLE LOADLIBRARY ACTIVATION *
*-----*
*
*LOADLIBRARY ON|OFF *
*
*LOADLIBRARY CYCLE(DAILY) TIME(18:00) *
*LOADLIBRARY CYCLE(WEEKLY(MON,TUE,FRI,SUN)) TIME(15:03) *
*LOADLIBRARY CYCLE(MONTHLY(EOM)) TIME(01:01) *
*LOADLIBRARY CYCLE(MONTHLY(DOM(2,20,30,15,22),EOM)) TIME(12:46) *
*
*-----*
*KEY*   CATEGORY   *          LOAD LIBRARY NAME          *VOLSER*
*COL*   COLS      *          COLS                        *OPTION*
*2-4*   6-20      *          21-63                       *65-72 *
*-----*
*
* LIBRARIES WILL BE PROCESSED IN ORDER BY CATEGORY *
* DUPLICATE ENTRIES ARE IGNORED *
*
*CTL NIPS1.LOADLIBS  SYS1.SVCLIB *          VIMVSB
*CTL NIPS1.LOADLIBS  SYS1.NUCLEUS *          VIMVSB

```

```

*CTL LPA01.LOADLIBS  SYS1.LPALIB          VIMVSB
*CTL LPA01.LOADLIBS  SYS1.CSSLIB          VTMVSC
*CTL VTAM1.LOADLIBS  SYS1.VTAMLIB         VTMVSC
*CTL VTAM1.LOADLIBS  VENDOR.VTAMLIB       VPMVSD
*CTL VTAM1.LOADLIBS  SVTSC.VTAMLIB        SMS1
*
*BASELINE COMPARE OPTIONS - (ON)
*
*CMP ALIAS (ON)
*CMP MSIZE (ON)
*CMP MTRS (ON)
*CMP MODAC (ON)
*CMP AMODE (ON)
*CMP RMODE (ON)
*
*TO POST RESULTS TO CONTROL JOURNALS - SET JPOST TO (YES)
*TO SELECT EMAIL REPORTS SET VALUE - (SUMMARY|DETAIL)
*TO SET BASELINE CHANGE DETECTION - SET BLINE (MOVING|FIXED)
*UPDATE AND REPORT ONLY ON CHANGES - SET ONLY TO (YES)
*SAVE CHANGE REPORT OPTIONS - (YES|NO,NUMBER OF REPORTS TO SAVE *|N)
*ALTERNATE HLQ TO IMAGE FOCUS - SET ALTDS TO (NODE.NODE.NODE)
*
*LOD BLINE (MOVING)
*
*LOD JPOST (YES)
*LOD EMAIL (DETAIL)
*LOD ONLY (YES)
*LOD SAVER (YES,10)
*LOD ALTDS
*
*-----*
*-----*
* #02                SAMPLE MBRDATASETS ACTIVATION
*-----*
*
*MBRDATASETS ON|OFF
*
*MBRDATASETS CYCLE (DAILY) TIME (01:15) INTERVAL (1|2|3|4|6|12)
*MBRDATASETS CYCLE (WEEKLY (MON,TUE,WED,SUN)) TIME (12:47)
*MBRDATASETS CYCLE (MONTHLY (EOM)) TIME (01:01)
*MBRDATASETS CYCLE (MONTHLY (DOM (2,20,30,15,22),EOM)) TIME (12:46)
*
*-----*
*KEY*   CATEGORY   *   TEXT DATASET NAME   *VOLSER*
*COL*   COLS      *   COLS
*2-4*   6-20      *   21-63
*-----*
*
* DATASETS WILL BE PROCESSED IN ORDER BY CATEGORY
* DUPLICATE ENTRIES ARE IGNORED
*
*CAT IFOSYS.PARMLIB  IFO.IFOP.PARMLIB      VIMVSB
*CAT IFOSYS.PARMLIB  IFO.IFOB.PARMLIB      VIMVSB
*CAT IFOSYS.PARMLIB  IFO.IFOT.PARMLIB      VIMVSB
*CAT SYSTEM.PROCLIB  SYS1.PROCLIB          VTMVSC
*CAT SYSTEM.PROCLIB  VENDOR.PROCLIB        VTMVSC
*CAT VENDOR.PARMS    VENDOR.TCPPARMS       VPMVSD
*CAT VENDOR.PARMS    VENDOR.VTAMLST        SMS1
*
*BASELINE COMPARE OPTIONS - (ON|OFF)
*
*CNG CDATE (ON)
*CNG TMODES (ON)
*CNG UUSER (ON)
*CNG UDATE (ON)
*CNG UTIME (ON)
*
*TO POST RESULTS TO CONTROL JOURNALS - SET JPOST TO (YES)
*TO SELECT EMAIL REPORTS SET VALUE - (SUMMARY|DETAIL)

```

```

*TO SET BASELINE CHANGE DETECTION - SET BLINE(MOVING|FIXED)
*UPDATE AND REPORT ONLY ON CHANGES - SET ONLY TO (YES)
*SAVE CHANGE REPORT OPTIONS - (YES|NO,NUMBER OF REPORTS TO SAVE *|N)
*ALTERNATE HLQ TO IMAGE FOCUS - SET ALTDS TO (NODE.NODE.NODE)
*
*MBR BLINE(MOVING)
*
*MBR JPOST(YES)
*MBR EMAIL(DETAIL)
*MBR ONLY(YES)
*MBR SAVER(YES,10)
*MBR ALTDS
*
*-----*
*-----*
* #03                      SAMPLE IODFDATASET ACTIVATION
*-----*
*
*IODFDATASET ON|OFF
*
*IODFDATASET CYCLE(DAILY) TIME(01:15) INTERVAL(1|2|3|4|6|8|12)
*IODFDATASET CYCLE(WEEKLY(SUN,MON,WED,THR)) TIME(16:57)
*IODFDATASET CYCLE(MONTHLY(EOM)) TIME(01:01)
*IODFDATASET CYCLE(MONTHLY(DOM(2,20,30,15,29),EOM)) TIME(02:33)
*
*---*-----*-----*-----*
*KEY*   CATEGORY   *      LOAD LIBRARY NAME      *VOLSER*
*COL*   COLS       *      COLS              *OPTION*
*2-4*   6-20       *      21-63              *65-72 *
*---*-----*-----*-----*
*
* DUPLICATE ENTRIES ARE IGNORED
* USE *AUTO* TO INCLUDE THE RUNNING SYSTEMS IODF DATASET
*
*IOD ACTIVE.IODFS      PROBI1.IODF87              VPWRKH
*IOD WORKING.IODFS     PROBI1.IODF87.WORK          VPWRKH
*IOD RUNNING.IODFS     *AUTO*
*
*BASELINE COMPARE OPTIONS - (ON|OFF)
*
*IOCP ELEMENT COMPARE OPTIONS - (*|CHPID,SWITCH,CNTLU,DEVICE)
*OSCP ELEMENT COMPARE OPTIONS - (*|CNTLU,OFFLIST,NIPCONS,RANGE)
*SWCP ELEMENT COMAPRE OPTIONS - (*|PORTS,OCC)
*
*CIO DATE(ON)
*CIO IOCP(ON,*)
*CIO OSCP(ON,*)
*CIO SWCP(ON,*)
*
*TO POST RESULTS TO CONTROL JOURNALS - SET JPOST TO (YES)
*TO SELECT EMAIL REPORTS SET VALUE - (SUMMARY|DETAIL)
*TO SET BASELINE CHANGE DETECTION - SET BLINE(MOVING|FIXED)
*UPDATE AND REPORT ONLY ON CHANGES - SET ONLY TO (YES)
*SAVE CHANGE REPORT OPTIONS - (YES|NO,NUMBER OF REPORTS TO SAVE *|N)
*ALTERNATE HLQ TO IMAGE FOCUS - SET ALTDS TO (NODE.NODE.NODE)
*
*CIO BLINE(MOVING)
*
*CIO JPOST(YES)
*CIO EMAIL(SUMMARY)
*CIO ONLY(YES)
*CIO SAVER(YES,10)
*CIO ALTDS
*
*-----*
*-----*
* #04                      SAMPLE HEALTHCHECK ACTIVATION
*-----*

```

```

*
*HEALTHCHECK ON|OFF
*
*HEALTHCHECK CYCLE(DAILY) TIME(01:15) INTERVAL(1|2|3|4|6|8|12)
*HEALTHCHECK CYCLE(WEEKLY(SUN,TUE,WED,THR)) TIME(16:45)
*HEALTHCHECK CYCLE(MONTHLY(EOM)) TIME(01:01)
*HEALTHCHECK CYCLE(MONTHLY(DOM(2,20,30,15,29),EOM)) TIME(02:33)
*
*---*-----*-----*
*KEY*   CATEGORY   * SYSTEM *
*COL*   COLS       * NAME   *
*2-4*   6-20       * 22-29  *
*---*-----*-----*
*
* USE *AUTO* TO INCLUDE THE RUNNING SYSTEMS HEALTH CHECKS
*
*SYS SYSPLEX.NORTH *AUTO*
*SYS SYSPLEX.NORTH LPAR001
*SYS SYSPLEX.NORTH LPAR002
*SYS SYSPLEX.NORTH LPAR003
*SYS SYSPLEX.SOUTH LPAR00A
*SYS SYSPLEX.SOUTH LPAR00B
*SYS SYSPLEX.SOUTH LPAR00C
*
*USE PFA TO GROUP CHECKS INTO PREDICTIVE FAILURE ANALYSIS CLASS
*USE ESM TO GROUP CHECKS INTO EXTERNAL SECURITY MANAGER CLASS
*USE USR TO GROUP CHECKS INTO ADHOC/USER/SITE DEFINED CLASS
*USE EXC TO EXCLUDE CHECK FROM BASELINE AND CHANGE DETECTION
*
*PFA PFA_*
*PFA PFA_COMMON_STORAGE_USAGE
*PFA PFA_LOGREC_ARRIVAL_RATE
*PFA PFA_FRAMES_AND_SLOT_USAGE
*PFA PFA_MESSGE_ARRIVAL_RATE
*PFA PFA_SMF_ARRIVAL_RATE
*PFA NEZ_*
*PFA NEZ_OPSYS_INSPECTION
*PFA NEZ_JESX_INSPECTION
*PFA NEZ_VTAM_INSPECTION
*PFA NEZ_TCPIP_INSPECTION
*ESM ACF2_*
*ESM ACF2_CHECK_JES2_EXITS
*ESM ACF2_CHECK_EXITS
*ESM ACF2_CHECK_DATABASES
*ESM TSS_*
*ESM TSS_CHECK_AUDIT_FILE
*ESM TSS_CHECK_CACHE
*ESM TSS_CHECK_EXPIRING_DIGITAL_CERTIFICATE
*ESM RACF_*
*ESM RACF_IBMUSER_REVOKED
*ESM RACF_ICHAUTAB_NONLPA
*ESM RACF_OPERCMDS_ACTIVE
*ESM RACF_SENSITIVE_RESOURCES
*ESM RACF_TAPEVOL_ACTIVE
*ESM RACF_TEMPDSN_ACTIVE
*ESM RACF_TSOAUTH_ACTIVE
*ESM RACF_UNIXPRIV_ACTIVE
*USR CNZ_*
*USR CNZ_AMRF_EVENTUAL_ACTION_MSGS
*USR CNZ_CONSOLE_MASTERAUTH_CMDSYS
*USR CNZ_CONSOLE_MSCOPE_AND_ROUTCODE
*USR CNZ_CONSOLE_ROUTCODE_11
*USR CNZ_EMCS_HARDCOPY_MSCOPE
*USR CNZ_EMCS_INACTIVE_CONSOLES
*USR CNZ_OBSOLETE_MSGFLD_AUTOMATION
*USR CNZ_SYSCONS_MSCOPE
*USR CNZ_SYSCONS_PD_MODE
*USR CNZ_SYSCONS_ROUTCODE
*USR CNZ_TASK_TABLE
*EXC ZOSMIG*

```

```

*EXC ZOSMIGREC_ROOT_FS_SIZE
*EXC ZOSMIGREC_SUP_TIMER_INUSE
*
*TO POST RESULTS TO CONTROL JOURNALS - SET JPOST TO (YES)
*TO SELECT EMAIL REPORTS SET VALUE - (SUMMARY|DETAIL)
*TO SET BASELINE CHANGE DETECTION - SET BLINE(MOVING|FIXED)
*UPDATE AND REPORT ONLY ON CHANGES - SET CONLY TO (YES)
*SAVE CHANGE REPORT OPTIONS - (YES|NO,NUMBER OF REPORTS TO SAVE *|N)
*ALTERNATE HLQ TO IMAGE FOCUS - SET ALTDS TO (NODE.NODE.NODE)
*
*CHK BLINE(MOVING)
*
*CHK JPOST(YES)
*CHK EMAIL(DETAIL)
*CHK CONLY(YES)
*CHK SAVER(YES,10)
*CHK ALTDS
*
*-----*
*-----*
* #05      SAMPLE USERDEFINED ACTIVATION - NEW IPL BASED ON IPL DATE
*-----*
*
*USERDEFINED ON|OFF
*
*USERDEFINED CYCLE(DAILY) TIME(01:15) INTERVAL(1|2|3|4|6|8|12)
*USERDEFINED CYCLE(WEEKLY(MON,TUE,WED,SUN)) TIME(13:02)
*USERDEFINED CYCLE(MONTHLY(EOM)) TIME(01:01)
*USERDEFINED1CYCLE(MONTHLY(DOM(2,20,30,15,22),EOM)) TIME(12:46)
*
*TO POST RESULTS TO CONTROL JOURNALS - SET JPOST TO (YES)
*TO SELECT EMAIL REPORTS SET VALUE - (SUMMARY|DETAIL)
*TO SET BASELINE CHANGE DETECTION - SET BLINE(MOVING|FIXED)
*UPDATE AND REPORT ONLY ON CHANGES - SET CONLY TO (YES)
*SAVE CHANGE REPORT OPTIONS - (YES|NO,NUMBER OF REPORTS TO SAVE *|N)
*ALTERNATE HLQ TO IMAGE FOCUS - SET ALTDS TO (NODE.NODE.NODE)
*
*USX JPOST(YES)
*USX EMAIL(DETAIL)
*USX CONLY(YES)
*USX SAVER(YES,10)
*USX ALTDS NODE.NODE.NODE
*
*-----*
*-----*
* #06      SAMPLE TCEWEBBCYCLE ACTIVATION
*-----*
*
*TCEWEBBCYCLE ON|OFF
*
*TCEWEBBCYCLE CYCLE(DAILY) TIME(01:15) INTERVAL(1|2|3|4|6|8|12)
*TCEWEBBCYCLE CYCLE(WEEKLY(MON,TUE,WED,SUN)) TIME(14:32)
*TCEWEBBCYCLE CYCLE(MONTHLY(EOM)) TIME(01:01)
*TCEWEBBCYCLE CYCLE(MONTHLY(DOM(2,20,30,15,22),EOM)) TIME(12:46)
*
*TO POST RESULTS TO CONTROL JOURNALS - SET JPOST TO (YES)
*TO SELECT EMAIL REPORTS SET VALUE - (SUMMARY|DETAIL)
*TO SET BASELINE CHANGE DETECTION - SET BLINE(MOVING|FIXED)
*UPDATE AND REPORT ONLY ON CHANGES - SET CONLY TO (YES)
*SAVE CHANGE REPORT OPTIONS - (YES|NO,NUMBER OF REPORTS TO SAVE *|N)
*ALTERNATE HLQ TO IMAGE FOCUS - SET ALTDS TO (NODE.NODE.NODE)
*
*WEB BLINE(MOVING)
*
*WEB JPOST(YES)
*WEB EMAIL(DETAIL)
*WEB CONLY(YES)
*WEB SAVER(YES,10)

```

```

*WEB ALTDS NODE.NODE.NODE
*
*-----*
*-----*
* #07          SAMPLE DB2DSNTIDXX ACTIVATION
*-----*
*
*DB2DSNTIDXX ON|OFF
*
*DB2DSNTIDXX CYCLE(DAILY) TIME(01:15) INTERVAL(1|2|3|4|6|12)
*DB2DSNTIDXX CYCLE(WEEKLY(MON,TUE,WED,SUN)) TIME(12:47)
*DB2DSNTIDXX CYCLE(MONTHLY(EOM)) TIME(01:01)
*DB2DSNTIDXX CYCLE(MONTHLY(DOM(2,20,30,15,22),EOM)) TIME(12:46)
*
*SET VALUE OF ZASID TO MATCH DB2 SUBSYSTEM ID.
*SET VALUE OF ZDESC TO DESCRIPTIVE TEXT OF DB2 SUBSYSTEM.
*SET VALUE OF ZPHLQ TO MATCH THE HLQ OF DB2 PROGRAM LOAD LIBRARY.
*SET VALUE OF ZPMBR TO MATCH FULL QUALIFIED DSN(MBR) OF ACTIVE PARMS.
*
*DB2 ZASID DB9G
*DB2 ZDESC CUSTOMER RECORDS DATA DB9G
*DB2 ZPHLQ DSN910
*DB2 ZPMBR DSN910.SDSNSAMP(DSNTIDXA)
*
*DB2 ZASID DB10
*DB2 ZDESC CUSTOMER RECORDS DATA DB10
*
*DB2 ZASID DB11
*DB2 ZDESC CUSTOMER RECORDS DATA DB11
*
*TO POST RESULTS TO CONTROL JOURNALS - SET JPOST TO (YES)
*TO SELECT EMAIL REPORTS SET VALUE - (SUMMARY|DETAIL)
*TO SET BASELINE CHANGE DETECTION - SET BLINE(MOVING|FIXED)
*UPDATE AND REPORT ONLY ON CHANGES - SET ONLY TO (YES)
*SAVE CHANGE REPORT OPTIONS - (YES|NO,NUMBER OF REPORTS TO SAVE *|N)
*ALTERNATE HLQ TO IMAGE FOCUS - SET ALTDS TO (NODE.NODE.NODE)
*
*DB2 BLINE(MOVING)
*
*DB2 JPOST(YES)
*DB2 EMAIL(DETAIL)
*DB2 ONLY(YES)
*DB2 SAVER(YES,10)
*DB2 ALTDS
*
*-----*
*-----*
* #08          SAMPLE CICSCSDPARM ACTIVATION
*-----*
*
*CICSCSDPARM ON|OFF
*
*CICSCSDPARM CYCLE(DAILY) TIME(10:57) INTERVAL(1|2|3|4|6|12)
*CICSCSDPARM CYCLE(WEEKLY(MON,TUE,THR,SUN)) TIME(18:19)
*CICSCSDPARM CYCLE(MONTHLY(EOM)) TIME(01:01)
*CICSCSDPARM CYCLE(MONTHLY(DOM(2,20,30,15,22),EOM)) TIME(12:46)
*
*USE DFHLQ TO SPECIFY THE LOCATION OF .SDFHLOAD(DFHCSDUP)
*USE CSDSN TO SPECIFY THE TARGETED CICS CONFIGURATION DATASET
*
*CSD DFHLQ DFH410.CICS
*CSD CSDSN DFH410.DFHCSD
*
*TO POST RESULTS TO CONTROL JOURNALS - SET JPOST TO (YES)
*TO SELECT EMAIL REPORTS SET VALUE - (SUMMARY|DETAIL)
*TO SET BASELINE CHANGE DETECTION - SET BLINE(MOVING|FIXED)
*UPDATE AND REPORT ONLY ON CHANGES - SET ONLY TO (YES)
*SAVE CHANGE REPORT OPTIONS - (YES|NO,NUMBER OF REPORTS TO SAVE *|N)

```

```

*ALTERNATE HLQ TO IMAGE FOCUS - SET ALTDS TO (NODE.NODE.NODE)      *
*                                                                    *
*CSD BLINE(MOVING)                                                    *
*                                                                    *
*CSD JPOST(YES)                                                        *
*CSD EMAIL(DETAIL)                                                    *
*CSD ONLY(YES)                                                         *
*CSD SAVER(YES,10)                                                     *
*CSD ALTDS                                                            *
*                                                                    *
*-----*
*-----*
* #09                        SAMPLE DSMONREPORT ACTIVATION            *
*-----*
*                                                                    *
*DSMONREPORT ON|OFF                                                  *
*                                                                    *
*DSMONREPORT CYCLE(DAILY) TIME(14:07) INTERVAL(1|2|3|4|6|12)         *
*DSMONREPORT CYCLE(WEEKLY(MON,TUE,THR,SUN)) TIME(18:34)              *
*DSMONREPORT CYCLE(MONTHLY(EOM)) TIME(01:01)                          *
*DSMONREPORT CYCLE(MONTHLY(DOM(2,20,30,15,22),EOM)) TIME(12:46)      *
*                                                                    *
*DSMON REPORT SELECTION USEING REPORT(REPORT_NAME)                  *
*                                                                    *
*DSM REPORT(SYSTEM)                                                  *
*DSM REPORT(RACSPT)                                                  *
*DSM REPORT(RACCDT)                                                  *
*DSM REPORT(RACGAC)                                                  *
*DSM REPORT(RACUSR)                                                  *
*DSM REPORT(RACGRP)                                                  *
*DSM REPORT(RACDST)                                                  *
*DSM REPORT(RACEXT)                                                  *
*DSM REPORT(RACAUT)                                                  *
*DSM REPORT(SYSAPF)                                                  *
*DSM REPORT(SYSPPT)                                                  *
*DSM REPORT(SYSLNK)                                                  *
*DSM REPORT(SYSSDS)                                                  *
*DSM REPORT(SYSCAT)                                                  *
*DSM REPORT(SETOPT)                                                  *
*                                                                    *
*TO POST RESULTS TO CONTROL JOURNALS - SET JPOST TO (YES)           *
*TO SELECT EMAIL REPORTS SET VALUE - (SUMMARY|DETAIL)                *
*TO SET BASELINE CHANGE DETECTION - SET BLINE(MOVING|FIXED)          *
*UPDATE AND REPORT ONLY ON CHANGES - SET ONLY TO (YES)              *
*SAVE CHANGE REPORT OPTIONS - (YES|NO,NUMBER OF REPORTS TO SAVE *|N) *
*ALTERNATE HLQ TO IMAGE FOCUS - SET ALTDS TO (NODE.NODE.NODE)      *
*                                                                    *
*DSM BLINE(MOVING)                                                    *
*                                                                    *
*DSM JPOST(YES)                                                        *
*DSM EMAIL(SUMMARY)                                                    *
*DSM ONLY(YES)                                                         *
*DSM SAVER(YES,10)                                                     *
*DSM ALTDS                                                            *
*                                                                    *
*-----*
*-----*
* #10                        SAMPLE ZSYSTEMSVCS ACTIVATION            *
*-----*
*                                                                    *
*ZSYSTEMSVCS ON|OFF                                                  *
*                                                                    *
*ZSYSTEMSVCS CYCLE(DAILY) TIME(14:38) INTERVAL(1|2|3|4|6|12)         *
*ZSYSTEMSVCS CYCLE(WEEKLY(MON,TUE,THR,SUN)) TIME(17:54)              *
*ZSYSTEMSVCS CYCLE(MONTHLY(EOM)) TIME(01:01)                          *
*ZSYSTEMSVCS CYCLE(MONTHLY(DOM(2,20,30,15,22),EOM)) TIME(12:46)      *
*                                                                    *
*TO POST RESULTS TO CONTROL JOURNALS - SET JPOST TO (YES)           *

```

```

*TO SELECT EMAIL REPORTS SET VALUE - (SUMMARY|DETAIL) *
*TO SET BASELINE CHANGE DETECTION - SET BLINE(MOVING|FIXED) *
*UPDATE AND REPORT ONLY ON CHANGES - SET ONLY TO (YES) *
*SAVE CHANGE REPORT OPTIONS - (YES|NO,NUMBER OF REPORTS TO SAVE *|N) *
*ALTERNATE HLQ TO IMAGE FOCUS - SET ALTDs TO (NODE.NODE.NODE) *
*
*SVC BLINE(MOVING) *
*
*SVC JPOST(YES) *
*SVC EMAIL(DETAIL) *
*SVC ONLY(YES) *
*SVC SAVER(YES,10) *
*SVC ALTDs *
*
*-----*
*
*-----*
* #11 SAMPLE VOLUMELISTS ACTIVATION *
*-----*
*
*VOLUMELISTS ON|OFF *
*
*VOLUMELISTS CYCLE(DAILY) TIME(15:08) INTERVAL(1|2|3|4|6|12) *
*VOLUMELISTS CYCLE(WEEKLY(MON,TUE,WED,SUN)) TIME(13:15) *
*VOLUMELISTS CYCLE(MONTHLY(EOM)) TIME(01:01) *
*VOLUMELISTS 1YCLE(MONTHLY(DOM(2,20,30,15,22),EOM)) TIME(12:46) *
*
*TO POST RESULTS TO CONTROL JOURNALS - SET JPOST TO (YES) *
*TO SELECT EMAIL REPORTS SET VALUE - (SUMMARY|DETAIL) *
*TO SET BASELINE CHANGE DETECTION - SET BLINE(MOVING|FIXED) *
*UPDATE AND REPORT ONLY ON CHANGES - SET ONLY TO (YES) *
*SAVE CHANGE REPORT OPTIONS - (YES|NO,NUMBER OF REPORTS TO SAVE *|N) *
*ALTERNATE HLQ TO IMAGE FOCUS - SET ALTDs TO (NODE.NODE.NODE) *
*
*VOL BLINE(MOVING) *
*
*VOL JPOST(YES) *
*VOL EMAIL(SUMMARY) *
*VOL ONLY(YES) *
*VOL SAVER(YES,10) *
*VOL ALTDs *
*
*-----*
*
*-----*
* #12 SAMPLE ACF2REPORTS ACTIVATION *
*-----*
*
*ACF2REPORTS ON|OFF *
*
*ACF2REPORTS CYCLE(DAILY) TIME(01:15) INTERVAL(1|2|3|4|6|12) *
*ACF2REPORTS CYCLE(WEEKLY(MON,TUE,WED,SUN)) TIME(12:47) *
*ACF2REPORTS CYCLE(MONTHLY(EOM)) TIME(01:01) *
*ACF2REPORTS 1YCLE(MONTHLY(DOM(2,20,30,15,22),EOM)) TIME(12:46) *
*
*REPORTS EXTRACTED FROM ACFSHOW REPORT *
*
*ACF REPORT(SETTINGS) *
*ACF REPORT(SYSTEMDS) *
*ACF REPORT(PASSWORD) *
*
*ACF2 REPORT SELECTION BY USING AUDIT REPORT(REPORT_SUFFIX) *
*
*ACF REPORT(ACFRPTSL) *
*
*TO POST RESULTS TO CONTROL JOURNALS - SET JPOST TO (YES) *
*TO SELECT EMAIL REPORTS SET VALUE - (SUMMARY|DETAIL) *
*TO SET BASELINE CHANGE DETECTION - SET BLINE(MOVING|FIXED) *
*UPDATE AND REPORT ONLY ON CHANGES - SET ONLY TO (YES) *
*SAVE CHANGE REPORT OPTIONS - (YES|NO,NUMBER OF REPORTS TO SAVE *|N) *

```



```

*ALTERNATE HLQ TO IMAGE FOCUS - SET ALTDS TO (NODE.NODE.NODE)      *
*                                                                    *
*ACF BLINE(MOVING)                                                    *
*                                                                    *
*ACF JPOST(YES)                                                        *
*ACF EMAIL(SUMMARY)                                                    *
*ACF ONLY(YES)                                                         *
*ACF SAVER(YES,10)                                                     *
*ACF ALTDS                                                            *
*                                                                    *
*-----*
*-----*
* #13                        SAMPLE CATSREPORTS ACTIVATION            *
*-----*
*                                                                    *
*CATSREPORTS ON|OFF                                                    *
*                                                                    *
*CATSREPORTS CYCLE(DAILY) TIME(01:15) INTERVAL(1|2|3|4|6|12)          *
*CATSREPORTS CYCLE(WEEKLY(MON,TUE,WED,SUN)) TIME(12:47)              *
*CATSREPORTS CYCLE(MONTHLY(EOM)) TIME(01:01)                          *
*CATSREPORTS CYCLE(MONTHLY(DOM(2,20,30,15,22),EOM)) TIME(12:46)      *
*                                                                    *
*TO POST RESULTS TO CONTROL JOURNALS - SET JPOST TO (YES)            *
*TO SELECT EMAIL REPORTS SET VALUE - (SUMMARY|DETAIL)                *
*TO SET BASELINE CHANGE DETECTION - SET BLINE(MOVING|FIXED)          *
*UPDATE AND REPORT ONLY ON CHANGES - SET ONLY TO (YES)              *
*SAVE CHANGE REPORT OPTIONS - (YES|NO,NUMBER OF REPORTS TO SAVE *|N) *
*ALTERNATE HLQ TO IMAGE FOCUS - SET ALTDS TO (NODE.NODE.NODE)      *
*                                                                    *
*TSS BLINE(MOVING)                                                    *
*                                                                    *
*TSS JPOST(YES)                                                        *
*TSS EMAIL(SUMMARY)                                                    *
*TSS ONLY(YES)                                                         *
*TSS SAVER(YES,10)                                                     *
*TSS ALTDS                                                            *
*                                                                    *
*-----*
*-----*
* #14                        SAMPLE ZIMAGEFOCUS ACTIVATION            *
*-----*
*                                                                    *
*ZIMAGEFOCUS ON|OFF                                                    *
*                                                                    *
*ZIMAGEFOCUS CYCLE(DAILY) TIME(14:39) INTERVAL(1|2|3|4|6|12)          *
*ZIMAGEFOCUS CYCLE(WEEKLY(MON,TUE,FRI,SUN)) TIME(17:41)              *
*ZIMAGEFOCUS CYCLE(MONTHLY(EOM)) TIME(01:01)                          *
*ZIMAGEFOCUS 1YCLE(MONTHLY(DOM(2,20,30,15,22),EOM)) TIME(12:46)      *
*                                                                    *
* TO DEFINE THE SOURCE INSPECTION REPORTS - SET IFODS REPORT PREFIX  *
*                                                                    *
*IFO IFODS(IFO.IFOBBG.REPORT)                                         *
*                                                                    *
*TO POST RESULTS TO CONTROL JOURNALS - SET JPOST TO (YES)            *
*TO SELECT EMAIL REPORTS SET VALUE - (SUMMARY|DETAIL)                *
*TO SET BASELINE CHANGE DETECTION - SET BLINE(MOVING|FIXED)          *
*UPDATE AND REPORT ONLY ON CHANGES - SET ONLY TO (YES)              *
*SAVE CHANGE REPORT OPTIONS - (YES|NO,NUMBER OF REPORTS TO SAVE *|N) *
*ALTERNATE HLQ TO IMAGE FOCUS - SET ALTDS TO (NODE.NODE.NODE)      *
*                                                                    *
*IFO BLINE(MOVING)                                                    *
*                                                                    *
*IFO JPOST(YES)                                                        *
*IFO EMAIL(DETAIL)                                                     *
*IFO ONLY(YES)                                                         *
*IFO SAVER(YES,10)                                                     *
*IFO ALTDS                                                            *
*                                                                    *

```

```

*-----*
*-----*
* #15                SAMPLE IPLPACKAGES ACTIVATION      *
*-----*
*
*IPLPACKAGES ON|OFF
*
*IPLPACKAGES CYCLE(DAILY) TIME(14:40) INTERVAL(1|2|3|4|6|12)
*IPLPACKAGES CYCLE(WEEKLY(MON,TUE,WED,SUN)) TIME(12:47)
*IPLPACKAGES CYCLE(MONTHLY(EOM)) TIME(01:01)
*IPLPACKAGES 1YCLE(MONTHLY(DOM(2,20,30,15,22),EOM)) TIME(12:46)
*
*TO DEFINE THE SOURCE INSPECTION REPORTS - SET IFODS TO REPORT PREFIX
*
*PAK IFODS(IFO.IFOBBG.REPORT)
*
*TO POST RESULTS TO CONTROL JOURNALS - SET JPOST TO (YES)
*TO SELECT EMAIL REPORTS SET VALUE - (SUMMARY|DETAIL)
*TO SET BASELINE CHANGE DETECTION - SET BLINE(MOVING|FIXED)
*UPDATE AND REPORT ONLY ON CHANGES - SET ONLY TO (YES)
*SAVE CHANGE REPORT OPTIONS - (YES|NO,NUMBER OF REPORTS TO SAVE *|N)
*ALTERNATE HLQ TO IMAGE FOCUS - SET ALTDS TO (NODE.NODE.NODE)
*
*PAK BLINE(MOVING)
*
*PAK JPOST(YES)
*PAK EMAIL(DETAIL)
*PAK ONLY(YES)
*PAK SAVER(YES,10)
*PAK ALTDS
*
*-----*

*-----*
* #16                SAMPLE XCFDATASETS ACTIVATION      *
*-----*
*
*XCFDATASETS ON|OFF
*
*XCFDATASETS CYCLE(DAILY) TIME(15:44) INTERVAL(1|2|3|4|6|12)
*XCFDATASETS CYCLE(WEEKLY(MON,TUE,WED,SUN)) TIME(12:47)
*XCFDATASETS CYCLE(MONTHLY(EOM)) TIME(01:01)
*XCFDATASETS CYCLE(MONTHLY(DOM(2,20,30,15,22),EOM)) TIME(12:46)
*
*TO DEFINE THE SOURCE INSPECTION REPORTS - SET IFODS TO REPORT PREFIX
*
*XCF IFODS(IFO.IFOBBG.REPORT)
*
*TO POST RESULTS TO CONTROL JOURNALS - SET JPOST TO (YES)
*TO SELECT EMAIL REPORTS SET VALUE - (SUMMARY|DETAIL)
*TO SET BASELINE CHANGE DETECTION - SET BLINE(MOVING|FIXED)
*UPDATE AND REPORT ONLY ON CHANGES - SET ONLY TO (YES)
*SAVE CHANGE REPORT OPTIONS - (YES|NO,NUMBER OF REPORTS TO SAVE *|N)
*ALTERNATE HLQ TO IMAGE FOCUS - SET ALTDS TO (NODE.NODE.NODE)
*
*XCF BLINE(MOVING)
*
*XCF JPOST(YES)
*XCF EMAIL(DETAIL)
*XCF ONLY(YES)
*XCF SAVER(YES,10)
*XCF ALTDS
*
*-----*

*-----*
* #17                SAMPLE APFDATASETS ACTIVATION      *
*-----*
*

```

```

*APFDATASETS ON|OFF
*
*APFDATASETS CYCLE(DAILY) TIME(15:45) INTERVAL(1|2|3|4|6|12)
*APFDATASETS CYCLE(WEEKLY(MON,TUE,WED,SUN)) TIME(12:47)
*APFDATASETS CYCLE(MONTHLY(EOM)) TIME(01:01)
*APFDATASETS CYCLE(MONTHLY(DOM(2,20,30,15,22),EOM)) TIME(12:46)
*
*TO DEFINE THE SOURCE INSPECTION REPORTS - SET IFODS TO REPORT PREFIX
*
*APF IFODS(IFO.IFOBBG.REPORT)
*
*TO POST RESULTS TO CONTROL JOURNALS - SET JPOST TO (YES)
*TO SELECT EMAIL REPORTS SET VALUE - (SUMMARY|DETAIL)
*TO SET BASELINE CHANGE DETECTION - SET BLINE(MOVING|FIXED)
*UPDATE AND REPORT ONLY ON CHANGES - SET ONLY TO (YES)
*SAVE CHANGE REPORT OPTIONS - (YES|NO,NUMBER OF REPORTS TO SAVE *|N)
*ALTERNATE HLQ TO IMAGE FOCUS - SET ALTDS TO (NODE.NODE.NODE)
*
*APF BLINE(MOVING)
*
*APF JPOST(YES)
*APF EMAIL(DETAIL)
*APF ONLY(YES)
*APF SAVER(YES,10)
*APF ALTDS
*
*-----*
*-----*
* #18 SAMPLE PPTPROGRAMS ACTIVATION
*-----*
*
*PPTPROGRAMS ON|OFF
*
*PPTPROGRAMS CYCLE(DAILY) TIME(15:46) INTERVAL(1|2|3|4|6|12)
*PPTPROGRAMS CYCLE(WEEKLY(MON,TUE,WED,SUN)) TIME(12:47)
*PPTPROGRAMS CYCLE(MONTHLY(EOM)) TIME(01:01)
*PPTPROGRAMS CYCLE(MONTHLY(DOM(2,20,30,15,22),EOM)) TIME(12:46)
*
*TO DEFINE THE SOURCE INSPECTION REPORTS - SET IFODS TO REPORT PREFIX
*
*PPT IFODS(IFO.IFOBBG.REPORT)
*
*TO POST RESULTS TO CONTROL JOURNALS - SET JPOST TO (YES)
*TO SELECT EMAIL REPORTS SET VALUE - (SUMMARY|DETAIL)
*TO SET BASELINE CHANGE DETECTION - SET BLINE(MOVING|FIXED)
*UPDATE AND REPORT ONLY ON CHANGES - SET ONLY TO (YES)
*SAVE CHANGE REPORT OPTIONS - (YES|NO,NUMBER OF REPORTS TO SAVE *|N)
*ALTERNATE HLQ TO IMAGE FOCUS - SET ALTDS TO (NODE.NODE.NODE)
*
*PPT BLINE(MOVING)
*
*PPT JPOST(YES)
*PPT EMAIL(DETAIL)
*PPT ONLY(YES)
*PPT SAVER(YES,10)
*PPT ALTDS
*
*-----*
*-----*
* #19 SAMPLE IMSSYSPARMS ACTIVATION
*-----*
*
*IMSSYSPARMS ON|OFF
*
*IMSSYSPARMS CYCLE(DAILY) TIME(15:51) INTERVAL(1|2|3|4|6|12)
*IMSSYSPARMS CYCLE(WEEKLY(MON,TUE,WED,SUN)) TIME(12:47)
*IMSSYSPARMS CYCLE(MONTHLY(EOM)) TIME(01:01)
*IMSSYSPARMS CYCLE(MONTHLY(DOM(2,20,30,15,22),EOM)) TIME(12:46)

```

```

*
*SET VALUE OF ZASID TO MATCH DB2 SUBSYSTEM ID.
*SET VALUE OF ZDESC TO DESCRIPTIVE TEXT OF DB2 SUBSYSTEM.
*SET VALUE OF ZPHLQ TO MATCH THE HLQ OF DB2 PROGRAM LOAD LIBRARY.
*SET VALUE OF ZPMBR TO MATCH FULL QUALIFIED DSN(MBR) OF ACTIVE PARMS.
*
*IMS IMSID IMS910
*IMS IDESC CUSTOMER RECORDS DATA IMS910
*IMS IPROC IMS910.PROCLIB(IMS91CR1)
*
*IMS IMSID IMS1010
*IMS IDESC CUSTOMER RECORDS DATA IMS1010
*IMS IPROC IMS1010.PROCLIB(IMS10CR1)
*
*TO POST RESULTS TO CONTROL JOURNALS - SET JPOST TO (YES)
*TO SELECT EMAIL REPORTS SET VALUE - (SUMMARY|DETAIL)
*TO SET BASELINE CHANGE DETECTION - SET BLINE(MOVING|FIXED)
*UPDATE AND REPORT ONLY ON CHANGES - SET CONLY TO (YES)
*SAVE CHANGE REPORT OPTIONS - (YES|NO,NUMBER OF REPORTS TO SAVE *|N)
*ALTERNATE HLQ TO IMAGE FOCUS - SET ALTDS TO (NODE.NODE.NODE)
*
*IMS BLINE(MOVING)
*
*IMS JPOST(YES)
*IMS EMAIL(DETAIL)
*IMS CONLY(YES)
*IMS SAVER(YES,10)
*IMS ALTDS
*
*-----*
*
*-----*
* #20 SAMPLE OMVSCONFIGS ACTIVATION
*-----*
*
*OMVSCONFIGS ON|OFF
*
*OMVSCONFIGS CYCLE(DAILY) TIME(14:15) INTERVAL(1|2|3|4|6|12)
*OMVSCONFIGS CYCLE(WEEKLY(MON,TUE,WED,SUN)) TIME(12:47)
*OMVSCONFIGS CYCLE(MONTHLY(EOM)) TIME(01:01)
*OMVSCONFIGS CYCLE(MONTHLY(DOM(2,20,30,15,22),EOM)) TIME(12:46)
*
*TO POST RESULTS TO CONTROL JOURNALS - SET JPOST TO (YES)
*TO SELECT EMAIL REPORTS SET VALUE - (SUMMARY|DETAIL)
*TO SET BASELINE CHANGE DETECTION - SET BLINE(MOVING|FIXED)
*UPDATE AND REPORT ONLY ON CHANGES - SET CONLY TO (YES)
*SAVE CHANGE REPORT OPTIONS - (YES|NO,NUMBER OF REPORTS TO SAVE *|N)
*ALTERNATE HLQ TO IMAGE FOCUS - SET ALTDS TO (NODE.NODE.NODE)
*
*OMV BLINE(MOVING)
*
*OMV JPOST(YES)
*OMV EMAIL(SUMMARY)
*OMV CONLY(YES)
*OMV SAVER(YES,10)
*OMV ALTDS
*
*-----*
*
*-----*
* #21 SAMPLE BPXSETTINGS ACTIVATION
*-----*
*
*BPXSETTINGS ON|OFF
*
*BPXSETTINGS CYCLE(DAILY) TIME(15:27) INTERVAL(1|2|3|4|6|12)
*BPXSETTINGS CYCLE(WEEKLY(MON,TUE,WED,SUN)) TIME(12:47)
*BPXSETTINGS CYCLE(MONTHLY(EOM)) TIME(01:01)
*BPXSETTINGS CYCLE(MONTHLY(DOM(2,20,30,15,22),EOM)) TIME(12:46)
*

```

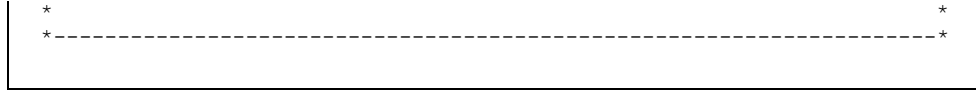
```

*TO POST RESULTS TO CONTROL JOURNALS - SET JPOST TO (YES)
*TO SELECT EMAIL REPORTS SET VALUE - (SUMMARY|DETAIL)
*TO SET BASELINE CHANGE DETECTION - SET BLINE(MOVING|FIXED)
*UPDATE AND REPORT ONLY ON CHANGES - SET ONLY TO (YES)
*SAVE CHANGE REPORT OPTIONS - (YES|NO,NUMBER OF REPORTS TO SAVE *|N)
*ALTERNATE HLQ TO IMAGE FOCUS - SET ALTDS TO (NODE.NODE.NODE)
*
*BPX BLINE(MOVING)
*
*BPX JPOST(YES)
*BPX EMAIL(DETAIL)
*BPX ONLY(YES)
*BPX SAVER(YES,10)
*BPX ALTDS
*
*-----*

*-----*
* #22                SAMPLE SYSWRKGROUP ACTIVATION
*-----*
*
*SYSWRKGROUP ON|OFF
*
*SYSWRKGROUP CYCLE(DAILY) TIME(01:15) INTERVAL(1|2|3|4|6|12)
*SYSWRKGROUP CYCLE(WEEKLY(MON,TUE,WED,SUN)) TIME(12:47)
*SYSWRKGROUP CYCLE(MONTHLY(EOM)) TIME(01:01)
*SYSWRKGROUP CYCLE(MONTHLY(DOM(2,20,30,15,22),EOM)) TIME(12:46)
*
*TO POST RESULTS TO CONTROL JOURNALS - SET JPOST TO (YES)
*TO SELECT EMAIL REPORTS SET VALUE - (SUMMARY|DETAIL)
*TO SET BASELINE CHANGE DETECTION - SET BLINE(MOVING|FIXED)
*UPDATE AND REPORT ONLY ON CHANGES - SET ONLY TO (YES)
*SAVE CHANGE REPORT OPTIONS - (YES|NO,NUMBER OF REPORTS TO SAVE *|N)
*ALTERNATE HLQ TO IMAGE FOCUS - SET ALTDS TO (NODE.NODE.NODE)
*
*GRP BLINE(MOVING)
*
*GRP JPOST(YES)
*GRP EMAIL(SUMMARY)
*GRP ONLY(YES)
*GRP SAVER(YES,10)
*GRP ALTDS
*
*-----*

*-----*
* #23                SAMPLE SYSWRKGROUP ACTIVATION
*-----*
*
*RACFSRCHECK ON|OFF
*
*RACFSRCHECK CYCLE(DAILY) TIME(15:52) INTERVAL(1|2|3|4|6|12)
*RACFSRCHECK CYCLE(WEEKLY(MON,TUE,WED,SUN)) TIME(12:47)
*RACFSRCHECK CYCLE(MONTHLY(EOM)) TIME(01:01)
*RACFSRCHECK CYCLE(MONTHLY(DOM(2,20,30,15,22),EOM)) TIME(12:46)
*
*TO POST RESULTS TO CONTROL JOURNALS - SET JPOST TO (YES)
*TO SELECT EMAIL REPORTS SET VALUE - (SUMMARY|DETAIL)
*TO SET BASELINE CHANGE DETECTION - SET BLINE(MOVING|FIXED)
*UPDATE AND REPORT ONLY ON CHANGES - SET ONLY TO (YES)
*SAVE CHANGE REPORT OPTIONS - (YES|NO,NUMBER OF REPORTS TO SAVE *|N)
*ALTERNATE HLQ TO IMAGE FOCUS - SET ALTDS TO (NODE.NODE.NODE)
*
*SRC BLINE(MOVING)
*
*SRC JPOST(YES)
*SRC EMAIL(DETAIL)
*SRC ONLY(YES)
*SRC SAVER(YES,10)
*SRC ALTDS

```



Detectors 3.0

## 9.2 NSEENS00 Configuration Member

As is available with other Control Editor Events, change notification of change events detected by the Detector Applications can be sent by email to a defined list of recipients. The active NSEENS00 Parmlib Member is used to define which detectors are utilizing email notification. A self-documented default copy of the member is shipped with ICE Download and can be found in HLQ..INSTLIB under the member name SAMENS00. A Copy of control card entries that would be required for sending email from a detector application appears below.

```

*-----*
*               THE NSEENSXX ICE PARMLIB MEMBER               *
*               COPYRIGHT 2021, NEWERA SOFTWARE, INC.          *
*               UPDATED TO SUPPORT ICE14P0 - 09/30/2021        *
*-----*
*
* THIS ICE PARMLIB MEMBER IS USED IN CONJUNCTION WITH THE NSEJRNXX
* ICE PARMLIB MEMBER TO TRIGGER EVENT NOTIFICATION AND SUPPLEMENTAL
* PROCESSES: THE IMAGE MANAGER AND PERIODIC INTERVAL REPORTING. FOR
* TRIGGERING TO TAKE PLACE ONE ACTION BLOCK AND AT LEAST ONE METHOD
* MUST BE DEFINED WITHIN THIS MEMBER. EACH BLOCK TYPE IS DEFINED IN
* THIS MEMBER.
*
* SPECIFIC EVENTS SUPPORTED BY NSEENSXX INCLUDE:
*
* 1 - EDIT EVENTS - TCE CAPTURED CONTROL DATASET/MEMBER CHANGES
* 2 - COMMAND EVENTS - TCE CAPTURED CONTROL OPERATOR COMMAND ACTIONS
* 3 - MESSAGE EVENTS - TCE CAPTURED CONTROL WTOR MESSAGE EVENTS
* 4 - DETECTOR EVENTS - CHANGE EVENTS REPORTED BY SUPPLEMENTALS
* 5 - IMAGE MANAGER - CHANGE EVENTS REPORTED BY THE IMAGE MANAGER
* 6 - PERIODIC REPORTING - DEFINED REPORTS, DAILY TIMES & INTERVALS
*
*-----*
* TO SEND EMAIL NOTIFICATION YOU MUST DEFINE AN EMAIL METHOD BLOCK
*-----*
*
* METHOD BLOCK SYNTAX
*
* - ASTERISK - "*" IN COLUMN IS USED TO INDICATE COMMENTS
* - METHOD EMAIL - MUST BE USED TO BEGIN EACH METHOD BLOCK
* - METHOD END. - MUST BE USED TO END EACH METHOD BLOCK
*
* THE FOLLOWING ARE GLOBAL VALUES THAT MAY BE OVERRIDDEN BY MORE
* SPECIFIC VALUES DEFINED WITH A GIVEN ACTION BLOCK
*
* - TO - EMAIL RECIPIENT
* - FROM - EMAIL SENDER
* - SUBJECT - THE SUBJECT OF THE EMAIL
* - SERVER - FULLY QUALIFIED NAME OF YOUR EMAIL SERVER
* - PORT - PORT USED BY SERVER FOR OUTGOING TRAFFIC
* - TCP/IPJBN - THE TCP/IP JOBNAME OR STACK NAME
* - TIMEOUT - SECONDS BEFORE SERVER WILL TIMEOUT DURING SEND ATTEMPT
* - TEMPDSNHLQ - HLQ.LLQ OF TEMPORARY DATA USED AS ATTACHMENT
* - JRNLPOST NO|YES INDICATES NOTIFICATION IS TO BE STORED IN JOURNAL
* - DEBUG - ON|OFF USED TO ASSIST IN DEBUGGING EMAIL SETUP
* - DEBUGDSNHLQ - HLQ.LLQ OF TEMPORARY DATASET CONTAINING DEBUG INFO
*
*-----*
* Sample of METHOD BLOCK used to define the EMAIL default settings
*-----*
*
*METHOD EMAIL
*TO      recipient@yourcompany.com

```

```

*FROM      sender@yourcompany.com
*SERVER     smtp.mail.server
*TCPIPJBN  TCPIP
*JRNLPST   YES
*SUBJECT    'Default subject'
*PORT      25
*TIMEOUT    45
*DEBUG     OFF
*DEBUGDSNHLQ hlq.llq.DEBUG
*TEMPDSNHLQ hlq.llq.TEMP
*METHOD    .END

*-----*
*   TO TRIGGER NOTIFICATION YOU MUST DEFINE SPECIFIC ACTION BLOCKS
*-----*
*
*           ACTION BLOCK SYNTAX
*
* - ASTERISK - "*" IN COLUMN IS USED TO INDICATE COMMENTS
* - ACTION - MUST BE USED TO BEGIN EACH ACTION BLOCK
* - METHOD END. - MUST BE USED TO END EACH ACTION BLOCK
*
*-----*
*   Sample of ACTION BLOCK used to define TCE Edit Event Notification
*-----*
*
*           ACTION BLOCK SYNTAX (CONTINUED)
*
* - CATEGORY(dataset_category_name) ACTION - BEGINS ACTION BLOCK
* - OBJ(ALL) - INDICATES ALL DATASET EDIT, DMDEDIT, and SUBMIT EVENTS
*             ARE TO BE CAPTURED FOR NOTIFICATION.
* - OBJ(DMDEDIT) - LIMITS EVENT CAPTURE TO DEMAND EDITS ONLY.
* - SCOPE(REPORT) - INDICATES THAT THE FULL EDIT JOURNAL ENTRY WILL
*                 BE ATTACHED TO THE EMAIL.
* - SCOPE(BODY) - LIMITS TRANSMITTAL TO EDIT DESCRIPTOR EVENT SUMMARY
*
*   USING THE FOLLOWING WILL OVERRIDE THE METHOD BLOCK DEFINITIONS.
*
* - TO - EMAIL RECIPIENT
* - FROM - EMAIL SENDER
* - SUBJECT - THE SUBJECT OF THE EMAIL
* - TEMPDSNHLQ - HLQ.LLQ OF TEMPORARY DATA USED AS ATTACHMENT
* - JRNLPST NO|YES INDICATES NOTIFICATION IS TO BE STORED IN JOURNAL
* - DEBUG - ON|OFF USED TO ASSIST IN DEBUGGING EMAIL SETUP
* - DEBUGDSNHLQ - HLQ.LLQ OF TEMPORARY DATASET CONTAINING DEBUG INFO
*
*-----*
*   Sample of METHOD BLOCK used to define Edit Event Notification
*-----*
*
*ACTION CAT(SYSTEM.PARMLIB) METHOD(EMAIL) OBJ(ALL) SCOPE(REPORT)
*FROM      sender@yourcompany.com
*DEBUG     OFF
*SUBJECT    'SYSTEM.PARMLIB edit update'
*ACTION .END
*-----*
*ACTION CAT(DEMAND.EDIT) METHOD(EMAIL) OBJ(DMDEDIT) SCOPE(BODY)
*SUBJECT    'DEMAND.EDIT edit update'
*ACTION .END
*-----*
*
*   Sample of ACTION BLOCK used to define Command Event Notification
*-----*
*
*           ACTION BLOCK SYNTAX (CONTINUED)
*
* - COMMAND(system_command_type) ACTION - BEGINS ACTION BLOCK
* - COMMAND(.DEFAULT) ACTION - CAPTURES ALL COMMAND EVENTS THAT DO
*                               NOT HAVE SPECIFIC ACTION
*
*-----*
*   Sample of ACTION BLOCK used to define Command Event Notification
*-----*

```



```

*ACTION CMD(SETCMD) METHOD(EMAIL) OBJ(ALL) SCOPE(REPORT)
*SUBJECT 'SET command issued'
*DEBUG OFF
*DEBUGDSNHLQ hlq.11q.SETCMD
*TEMPDSNHLQ hlq.11q.SETCMD
*ACTION .END
*-----*
*ACTION CMD(MODIFY.LLA) METHOD(EMAIL) OBJ(ALL) SCOPE(IDENTITY)
*SUBJECT 'MODIFY LLA command issued'
*SERVER smtp.mail.server
*TO recipient@yourcompany.com
*TO recipient2@yourcompany.com
*FROM sender@yourcompany.com
*CC cc@yourcompany.com
*ACTION .END
*-----*
*ACTION CMD(SET.PROG) METHOD(EMAIL) SCOPE(REPORT)
*SUBJECT 'SET PROG command issued'
*ACTION .END
*-----*
*ACTION CMD(.DEFAULT) METHOD(EMAIL) SCOPE(REPORT)
*SUBJECT 'CMD .DEFAULT action'
*ACTION .END
*-----*
* Sample of ACTION BLOCK used to define Command Event Notification *
*-----*
* ACTION BLOCK SYNTAX (CONTINUED) *
* CHANGES DISCOVERED BY TCE SUPPLEMENTAL DETECTORS MAY TRIGGER EMAIL *
* NOTIFICATION. SAMPLES OF DETECTOR ACTION BLOCKS ARE SHOWN BELOW. *
*-----*
* Sample of METHOD BLOCK used to define Detector Event Notification *
*-----*
*-----*
* #1 Define CATEGORY(LOADLIBRARY DETECTORS) ACTION *
*-----*
*ACTION DET(LOADLIBRARY) METHOD(EMAIL) SCOPE(REPORT)
*TO recipient@yourcompany.com
*FROM sender@yourcompany.com
*SUBJECT 'Load Module Changes'
*ACTION .END
*-----*
* #2 Define CATEGORY(TEXT DATASET DETECTORS) ACTION *
*-----*
*ACTION DET(MBRDATASETS) METHOD(EMAIL) SCOPE(REPORT)
*TO recipient@yourcompany.com
*FROM sender@yourcompany.com
*SUBJECT 'TEXT Dataset Changes'
*ACTION .END
*-----*
* #3 Define CATEGORY(IODF DETECTORS) ACTION *
*-----*
*ACTION DET(IODFDATASET) METHOD(EMAIL) SCOPE(REPORT)
*TO recipient@yourcompany.com
*FROM sender@yourcompany.com
*SUBJECT 'IODF Dataset Changes'
*ACTION .END
*-----*
* #4 Define CATEGORY(HEALTH CHECKER DETECTORS) ACTION *
*-----*
*ACTION DET(HEALTHCHECK) METHOD(EMAIL) SCOPE(REPORT)
*TO recipient@yourcompany.com
*FROM sender@yourcompany.com
*SUBJECT 'Health Checker Changes'
*ACTION .END
*-----*
* #5 Define CATEGORY(USER DEFINED DETECTORS) ACTION *

```

```

**-----*
*ACTION DET(USERDEFINED) METHOD(EMAIL) SCOPE(REPORT)
*TO recipient@yourcompany.com
*FROM sender@yourcompany.com
*SUBJECT 'USER DEFINED Changes'
*ACTION .END
**-----*
* #6 Define CATEGORY(TCEWEB DEFINED DETECTORS) ACTION *
**-----*
*ACTION DET(TCEWEBCYCLE) METHOD(EMAIL) SCOPE(REPORT)
*TO recipient@yourcompany.com
*FROM sender@yourcompany.com
*SUBJECT 'TCEWEB UPDATE Changes'
*ACTION .END
**-----*
* #7 Define CATEGORY(THE DB2 DSNZPARMS CHANGE DETECTOR) ACTION *
**-----*
*ACTION DET(DB2DSNTIDXX) METHOD(EMAIL) SCOPE(REPORT)
*TO recipient@yourcompany.com
*FROM sender@yourcompany.com
*SUBJECT 'THE DB2 DSNZPARMS CHANGE REPORT'
*ACTION .END
**-----*
* #8 Define CATEGORY(THE CSDS PARAMETER CHANGE DETECTOR) ACTION *
**-----*
*ACTION DET(CICSCSDPARM) METHOD(EMAIL) SCOPE(REPORT)
*TO recipient@yourcompany.com
*FROM sender@yourcompany.com
*SUBJECT 'CSDS PARAMETER CHANGE'
*ACTION .END
**-----*
* #9 Define CATEGORY(THE DSMONS REPORT CHANGE DETECTORS) ACTION *
**-----*
*ACTION DET(DSMONREPORT) METHOD(EMAIL) SCOPE(REPORT)
*TO recipient@yourcompany.com
*FROM sender@yourcompany.com
*SUBJECT 'THE DSMONS REPORT'
*ACTION .END
**-----*
* #10 Define CATEGORY(THE SVCLST REPORT CHANGE DETECTORS) ACTION *
**-----*
*ACTION DET(ZSYSTEMSVCS) METHOD(EMAIL) SCOPE(REPORT)
*TO recipient@yourcompany.com
*FROM sender@yourcompany.com
*SUBJECT 'THE SVCLST REPORT'
*ACTION .END
**-----*
* #11 Define CATEGORY(THE VOLLST REPORT CHANGE DETECTORS) ACTION *
**-----*
*ACTION DET(VOLUMELists) METHOD(EMAIL) SCOPE(REPORT)
*TO recipient@yourcompany.com
*FROM sender@yourcompany.com
*SUBJECT 'THE VOLLST REPORT'
*ACTION .END
**-----*
* #12 Define CATEGORY(THE CAACF2 REPORT CHANGE DETECTORS) ACTION *
**-----*
*ACTION DET(ACF2REPORTS) METHOD(EMAIL) SCOPE(REPORT)
*TO recipient@yourcompany.com
*FROM sender@yourcompany.com
*SUBJECT 'THE CAACF2 REPORT'
*ACTION .END
**-----*
* #13 Define CATEGORY(THE TOP SECRET REPORT CHANGE DETECTORS) ACTION *
**-----*
*ACTION DET(CATSREPORTS) METHOD(EMAIL) SCOPE(REPORT)
*TO recipient@yourcompany.com
*FROM sender@yourcompany.com
*SUBJECT 'THE TOP SECRET REPORT'
*ACTION .END

```

```

**-----*
* #14 Define CATEGORY (IMAGE FOCUS MESSAGE CNGS DETECTORS) ACTION *
**-----*
*ACTION DET (ZIMAGEFOCUS) METHOD (EMAIL) SCOPE (REPORT)
*TO recipient@yourcompany.com
*FROM sender@yourcompany.com
*SUBJECT 'IMAGE FOCUS MESSAGE CNGS REPORT'
*ACTION .END
**-----*
* #15 Define CATEGORY (IPL IMAGE PACKAGE CHANGE DETECTOR ) ACTION *
**-----*
*ACTION DET (IPLPACKAGES) METHOD (EMAIL) SCOPE (REPORT)
*TO recipient@yourcompany.com
*FROM sender@yourcompany.com
*SUBJECT 'IPL IMAGE PACKAGE CHANGE REPORT'
*ACTION .END
**-----*
* #16 Define CATEGORY (THE COUPLE DATASET CHANGE DETECTOR) ACTION *
**-----*
*ACTION DET (XCFDATASETS) METHOD (EMAIL) SCOPE (REPORT)
*TO recipient@yourcompany.com
*FROM sender@yourcompany.com
*SUBJECT 'COUPLE DATASET CHANGE REPORT'
*ACTION .END
**-----*
* #17 Define CATEGORY (THE COUPLE DATASET CHANGE REPORT) ACTION *
**-----*
*ACTION DET (APFDATASETS) METHOD (EMAIL) SCOPE (REPORT)
*TO recipient@yourcompany.com
*FROM sender@yourcompany.com
*SUBJECT 'APF AUTHORIZATION CHANGE REPORT'
*ACTION .END
**-----*
* #18 Define CATEGORY (THE PPT PROGRAMS CHANGE DETECTOR) ACTION *
**-----*
*ACTION DET (PPTPROGRAMS) METHOD (EMAIL) SCOPE (REPORT)
*TO recipient@yourcompany.com
*FROM sender@yourcompany.com
*SUBJECT 'PPT PROGRAMS CHANGE REPORT'
*ACTION .END
**-----*
* #19 Define CATEGORY (THE IMS PARAMETER CHANGE DETECTOR) ACTION *
**-----*
*ACTION DET (IMSSYSPARMS) METHOD (EMAIL) SCOPE (REPORT)
*TO recipient@yourcompany.com
*FROM sender@yourcompany.com
*SUBJECT 'IMS PARAMETER CHANGE REPORT'
*ACTION .END
**-----*
* #20 Define CATEGORY (OMVS CONFIGURATION CHANGE DETECTOR) ACTION *
**-----*
*ACTION DET (OMVSCONFIGS) METHOD (EMAIL) SCOPE (REPORT)
*TO recipient@yourcompany.com
*FROM sender@yourcompany.com
*SUBJECT 'OMVS CONFIGURATION CHANGE REPORT'
*ACTION .END
**-----*
* #21 Define CATEGORY (BPX/USS CHANGE DETECTOR) ACTION *
**-----*
*ACTION DET (BPXSETTINGS) METHOD (EMAIL) SCOPE (REPORT)
*TO recipient@yourcompany.com
*FROM sender@yourcompany.com
*SUBJECT 'BPX/USS CHANGE REPORT'
*ACTION .END
**-----*
* #22 Define CATEGORY (RACF SYS1 WORKGROUP CHANGE DETECTOR) ACTION *
**-----*
*ACTION DET (SYSWRKGROUP) METHOD (EMAIL) SCOPE (REPORT)
*TO recipient@yourcompany.com
*FROM sender@yourcompany.com

```

```

*SUBJECT 'RACF SYS1 WORKGROUP CHANGE REPORT'
*ACTION .END
**-----*
* #23 Define CATEGORY (THE RACF SENSITIVE RESOURCE DETECTOR) ACTION *
**-----*
*ACTION DET (RACFSRCHECK) METHOD (EMAIL) SCOPE (REPORT)
*TO recipient@yourcompany.com
*FROM sender@yourcompany.com
*SUBJECT 'RACF SENSITIVE RESOURCE REPORT'
*ACTION .END

*-----*
* Sample of ACTION BLOCK used to define WTOR Event Notification *
*-----*
* ACTION BLOCK SYNTAX (CONTINUED) *
* *
* - ACTION MSGID(message_id - BEGINS WTOR ACTION BLOCK *
* *
*-----*
* Sample of ACTION BLOCK used to define WTOR Event Notification *
*-----*

*ACTION MSGID(HZS0002E) METHOD (EMAIL) OBJ (ALL) SCOPE (REPORT)
*TO recipient@yourcompany.com
*FROM sender@yourcompany.com
*DEBUG OFF
*SUBJECT 'Health Checker Error - please check System'
*ACTION .END
*-----*
*ACTION MSGID(HZS0003E) METHOD (EMAIL) OBJ (ALL) SCOPE (REPORT)
*TO recipient@yourcompany.com
*FROM sender@yourcompany.com
*DEBUG OFF
*SUBJECT 'Health Checker Error - please check System'
*ACTION .END
*-----*
*ACTION MSGID(NEZH051E) METHOD (EMAIL) OBJ (ALL) SCOPE (REPORT)
*TO recipient@yourcompany.com
*FROM sender@yourcompany.com
*DEBUG OFF
*SUBJECT 'ICE IPLCheck Error - please check Report'
*ACTION .END
*-----*
*ACTION MSGID(IEE136I) METHOD (EMAIL) OBJ (ALL) SCOPE (REPORT)
*TO recipient@yourcompany.com
*FROM sender@yourcompany.com
*DEBUG OFF
*SUBJECT 'IEE136I message from D T cmd - what do you think?'
*ACTION .END
*-----*
*ACTION MSGID(IEE114I) METHOD (EMAIL) OBJ (ALL) SCOPE (REPORT)
*TO recipient@yourcompany.com
*FROM sender@yourcompany.com
*DEBUG OFF
*SUBJECT 'IEE114I message'
*ACTION .END

*-----*
* Sample of ACTION BLOCK used to drive a TCE Detector from the *
* capture of a specific WTOR and/or System Message. *
*-----*
* ACTION BLOCK SYNTAX (CONTINUED) *
* *
* - ACTION EVENTMSG(message_id) - BEGINS WTOR ACTION BLOCK *
* - MATCHSTR - 'message_text_to_be_matched' *
* - CMDNAME - name_of_detector_application *
* *
*-----*
* Sample of ACTION BLOCK used to define WTOR Detector Call *
*-----*

```

```

*ACTION EVENTMSG(CSV410I) METHOD(EMAIL) SCOPE(REPORT)
*MATCHSTR 'DATA SET'
*SUBJECT 'APF Change Event'
*TO recipient@yourcompany.com
*FROM sender@yourcompany.com
*RPTHQ hlq.llq.$RPTHQ
*KEEPPTS YES
*BODYTEXT 'APF Change Event'
*CMDNAME NSIDAPF
*JRNLPST YES
*ACTION .END

*-----*
* Sample of ACTION BLOCK used to drive the IPLCheck Image Manager *
* from the capture of a specific WTOR and/or System Message. *
*-----*
* ACTION BLOCK SYNTAX (CONTINUED) *
* *
* - ACTION EVENTMSG(message_id) - BEGINS WTOR ACTION BLOCK *
* - MATCHSTR - 'message_text_to_be_matched' *
* - CMDNAME - name_of_detector_application *
* - PRODS/PRIME - text_phone,WTOR - ONLY ON CHANGES *
* - PRODS/SNAPS - text_phone,WTOR - ONLY ON CHANGES *
* - ALTER/PRIME - text_phone,WTOR - ONLY ON CHANGES *
* - ALTER/SNAPS - text_phone,WTOR - ONLY ON CHANGES *
* - PRODS/ALTER - text_phone,WTOR - ONLY ON CHANGES *
* - TEXTANYCNGS - text_phone,WTOR - ONLY ON CHANGES *
* *
*-----*
* Sample of ACTION BLOCK used to define Image Manager WTOR Driver *
*-----*

*ACTION EVENTMSG(HZS0003E) METHOD(EMAIL) SCOPE(REPORT)
*MATCHSTR 'NEWERA,NEZ_OPSYS'
*SUBJECT 'PRODUCTION IPL CHANGE EVENT'
*TO recipient@yourcompany.com
*FROM sender@yourcompany.com
*RPTHQ hlq.llq.$RPTHQ
*KEEPPTS YES
*BODYTEXT 'PRODUCTION IPL CHANGE EVENT'
*CMDNAME NSIDIPL
*JRNLPST YES
*PRODS/PRIME 4084827430@VTEXT.COM,WTOR
*PRODS/SNAPS WTOR
*ALTER/PRIME WTOR
*ALTER/SNAPS WTOR
*PRODS/ALTER WTOR
*TEXTANYCNGS WTOR
*ACTION .END

*-----*
*ACTION EVENTMSG(HZS0003*) METHOD(EMAIL) SCOPE(REPORT)
*MATCHSTR 'NEWERA,NEZ_ALT_OPSYS'
*SUBJECT 'STAGED IPL CHANGE EVENT'
*TO recipient@yourcompany.com
*FROM sender@yourcompany.com
*RPTHQ hlq.llq.$RPTHQ
*KEEPPTS YES
*BODYTEXT 'PRODUCTION IPL CHANGE EVENT'
*CMDNAME NSIDIPL
*JRNLPST YES
*PRODS/PRIME 4084827430@VTEXT.COM,WTOR
*PRODS/SNAPS WTOR
*ALTER/PRIME WTOR
*ALTER/SNAPS WTOR
*PRODS/ALTER WTOR
*TEXTANYCNGS 4088928428@TXT.ATT.NET
*ACTION .END

*-----*

```

```

*      Sample of ACTION BLOCK used to drive a TCE Controlled Event      *
*      Periodic Interval Event Reporting.                               *
*-----*
*      ACTION BLOCK SYNTAX (CONTINUED)                                *
*-----*
* - ACTION DS(event_type) - BEGINS WTOR ACTION BLOCK                  *
* - HEADER - 'report_header'                                           *
* - SEPARATOR - 'interval_separator'                                   *
* - ROLLOVER - time interval                                           *
* - DSNHLQ - REPORT DATASET hlq.llq                                    *
* - DSALLOC - REPORT DATASET ALLOCATION PARAMETERS                     *
*-----*
*      Sample of ACTION BLOCK controlling Periodic Interval Reporting   *
*-----*

*ACTION DS(HZSIDS) METHOD(EMAIL) SCOPE(REPORT)
*SUBJECT 'HZSIDS EVENT NOTIFICATION REPORT'
*HEADER 'HZSIDS DATASET'
*SEPARATOR '*-----*'
*ROLLOVER 08:00 INTERVAL(8)
*DSNHLQ hlq.llq
*DSALLOC TYPE(PDS) PRIMARY(8) SECONDARY(1) UNITS(TRK) DIRBLKS(12)
*ACTION .END
*-----*

*ACTION DS(MSGIDS) METHOD(EMAIL) SCOPE(REPORT)
*SUBJECT 'MSGIDS EVENT NOTIFICATION REPORT'
*HEADER 'MSGIDS DATASET'
*SEPARATOR '*-----*'
*ROLLOVER 08:00 INTERVAL(8)
*DSNHLQ hlq.llq
*DSALLOC TYPE(PDS) PRIMARY(8) SECONDARY(1) UNITS(TRK) DIRBLKS(12)
*ACTION .END
*-----*

*ACTION DS(STAGED) METHOD(EMAIL) SCOPE(IDENTITY)
*SUBJECT 'STAGED EVENT NOTIFICATION REPORT'
*HEADER 'STAGED DATASET'
*SEPARATOR '*-----*'
*ROLLOVER 08:00 INTERVAL(8)
*DSNHLQ hlq.llq
*DSALLOC TYPE(PDS) PRIMARY(8) SECONDARY(1) UNITS(TRK) DIRBLKS(12)
*ACTION .END
*-----*

*ACTION DS(ESMCMD) METHOD(EMAIL) SCOPE(IDENTITY)
*SUBJECT 'SETROPTS EVENT NOTIFICATION REPORT'
*HEADER 'SETROPTS COMMANDS'
*SEPARATOR '*-----*'
*ROLLOVER 08:00 INTERVAL(8)
*DSNHLQ hlq.llq
*DSALLOC TYPE(PDS) PRIMARY(8) SECONDARY(1) UNITS(TRK) DIRBLKS(12)
*ACTION .END
*-----*

*ACTION DS(OPERCMD) METHOD(EMAIL) SCOPE(IDENTITY)
*SUBJECT 'OPERCMD EVENT NOTIFICATION REPORT'
*HEADER 'OPERATOR COMMANDS'
*SEPARATOR '*-----*'
*ROLLOVER 08:00 INTERVAL(8)
*DSNHLQ hlq.llq
*DSALLOC TYPE(PDS) PRIMARY(8) SECONDARY(1) UNITS(TRK) DIRBLKS(12)
*ACTION .END
*-----*

*ACTION DS(IFOPOST) METHOD(EMAIL) SCOPE(IDENTITY)
*SUBJECT 'IFOPOST NOTIFICATION REPORT'
*HEADER 'IFOPOST COMMANDS'
*SEPARATOR '*-----*'
*ROLLOVER 13:45
*DSNHLQ IFO.IFOB
*DSALLOC TYPE(PDS) PRIMARY(8) SECONDARY(1) UNITS(TRK) DIRBLKS(12)
*ACTION .END

```

\*\*\*\*\* Bottom of Data \*\*\*\*\*

Detectors 3.0

## 10 Index

**B**

Background Report Selection, 52  
 Background Reporting, 42  
 Background Reporting Options, 49

**C**

Change Reports, 45  
 Common Detector Keyword, 61  
 Compare Points, 27, 28  
 Configuring the Detectors, 24  
 Copyrights, 2  
 Copyrights of Others, 2  
 Cycles and Intervals Keyword, 60  
 Cycles/Interval Selection, 55

**D**

Detector Applications, 36  
 Detector Primary Menu, 41  
 Detects - Supplemental Detectors, 23

**E**

Email Notification, 57  
 Execution Defaults, 58

**G**

Getting Started, 23  
 Global Keyword Option, 61

**I**

ICE Primary Menu, 18  
 ICEWORK Dataset, 47  
 IFOAGNT, 100  
 Image FOCUS, 16  
 Image Manager, 25  
 Interactive Executions, 44  
 Intervals and Notification, 50  
 IPLCheck Applications, 15

**K**

Keywords Explained, 60

**L**

License Agreement, 2

**N**

NSEDET00, 48  
 NSEDET00 Configuration Member, 104  
 NSEENS00, 48  
 NSEENS00 Configuration Member, 119  
 NSIMACFX - CA/ACF2 Profile, 80  
 NSIMCEWX - TCE Control Journal, 74  
 NSIMCHKX - System Health Checks, 70  
 NSIMCSDX - CICS CSDS Settings, 76  
 NSIMDB2X - DB2 Parameters, 75  
 NSIMDSMX - IBM/RACF Profile, 77  
 NSIMIFOX - Image FOCUS Messages, 85  
 NSIMIMSX - PROC/PARM, 90, 98  
 NSIMIODX - IODF Dataset Elements, 68  
 NSIMLODX - Modules in Libraries, 64  
 NSIMMBRX - Member in Datasets, 66  
 NSIMPAKX - Image FOCUS Packages, 86  
 NSIMPPTX - Program Properties Table, 89  
 NSIMSVCX - z/OS System SVCS, 78  
 NSIMTSSX - CA/Top Secret Profile, 84  
 NSIMUSRX - System IPL Date/Time, 73  
 NSIMVOLX - System DASD Volumes, 79  
 NSIMXCFX - Coupling Facility, 87  
 NSWCEFM - An ICE Started Task, 47  
 NSWCEFM Started Task, 24

**O**

Operational Keyword, 60  
 Other Documents, 3

**R**

Remote ICE Configuration Members, 102  
*Remote System*, 24, 100  
 Remote Systems, 24  
 Report Activation, 55  
 Report Content Specification, 50  
 Report Inventory, 43  
 Reporting Problems, 3

**S**

Sample Configuration Members, 104  
 Setting Background Options, 54  
 System Requirements, 9



## T

Table of Contents, 11  
TCE Background Reporting, 47  
TCE Primary Menu, 19, 20  
Technical Support, 4  
The Control Editor, 17  
The ICE Environment, 16  
The ICE Viewer, 17  
The IPLCheck Family, 17  
The Supplementals, 17

Trademarks, 2

## U

Unique Detector Keyword, 64

## W

Who Should Read, 3



Contact us for additional information:

NewEra Software Technical Support

800-421-5035 or 408-520-7100

Or text support requests to 669-888-5061

[support@newera.com](mailto:support@newera.com)

[www.newera.com](http://www.newera.com)